

Ministero dell'Istruzione e del Merito  
Istituto Statale Istruzione Superiore  
**Cipriano FACCHINETTI**



**Istruzione Tecnica** - MECCANICA E MECCATRONICA - ENERGIA - INFORMATICA E TELECOMUNICAZIONI - SISTEMA MODA  
CHIMICA DEI MATERIALI - BIOTECNOLOGIE AMBIENTALI - COSTRUZIONI, AMBIENTE E TERRITORIO - AUTOMAZIONE  
**Istruzione Professionale** - MANUTENZIONE E ASSISTENZA TECNICA  
**Istruzione e Formazione Professionale (IeFP)** - OPERATORE ALLA RIPARAZIONE DI VEICOLI A MOTORE - OPERATORE INFORMATICO

## PROGRAMMA SVOLTO e INDICAZIONI PER IL RECUPERO

Docente/i: Piazza Adriana  
Disciplina: Inglese

A.S. 2025/2026  
Classe: 1CleFp

### MODIFICHE ALLA PROGRAMMAZIONE INIZIALE (riportare dalla relazione finale disciplina)

#### 1) UNITÀ' DI APPRENDIMENTO PROGRAMMATE A INIZIO ANNO MA NON AFFRONTATE, CON LE RELATIVE MOTIVAZIONI

La programmazione è stata parzialmente rimodulata in itinere per favorire il consolidamento delle strutture linguistiche fondamentali e garantire il raggiungimento degli obiettivi essenziali da parte della classe. Di conseguenza, alcuni contenuti previsti inizialmente (Preposizioni di tempo e luogo; too much/too many, too/(not) enough) non sono stati trattati in modo approfondito.

#### 2) MODIFICHE ALLE UNITÀ' DI APPRENDIMENTO AFFRONTATE E RELATIVE MOTIVAZIONI

L'Unità didattica n. 4 è stata ampliata rispetto alla programmazione iniziale mediante lo svolgimento anche dell'Unità 5 del libro di testo. Tale integrazione si è resa necessaria poiché alcune attività e competenze sviluppate nel corso dell'anno richiedevano l'introduzione di contenuti presenti nell'Unità 5, al fine di garantire una maggiore completezza e coerenza del percorso didattico.

### CONOSCENZE / CONTENUTI SVILUPPATI

(indicare gli argomenti trattati, suddivisi per periodo. Questa parte del modulo è utilizzabile per gli studenti con insufficienza nella disciplina ed è duplicabile per gli studenti sufficienti, qualora si intenda assegnare anche a questi ultimi attività estive specifiche):

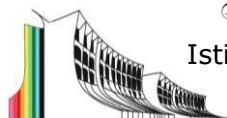
**INDICAZIONI:** Gli esercizi assegnati dal docente saranno caricati su Classroom e allegati a questo file PDF. Lo svolgimento degli esercizi assegnati è fortemente consigliato a tutti gli studenti, compresi coloro che hanno conseguito una valutazione sufficiente, come attività di ripasso e consolidamento delle competenze acquisite. Per gli studenti che hanno riportato un'insufficienza, tale lavoro riveste particolare importanza ed è obbligatorio ai fini del recupero delle carenze evidenziate. Il lavoro svolto sarà verificato e corretto all'inizio del nuovo anno scolastico.



Ministero dell'Istruzione e del Merito

Istituto Statale Istruzione Superiore

Cipriano FACCHINETTI



**Istruzione Tecnica** - MECCANICA E MECCATRONICA - ENERGIA - INFORMATICA E TELECOMUNICAZIONI - SISTEMA MODA  
CHIMICA DEI MATERIALI - BIOTECNOLOGIE AMBIENTALI - COSTRUZIONI, AMBIENTE E TERRITORIO - AUTOMAZIONE

**Istruzione Professionale** - MANUTENZIONE E ASSISTENZA TECNICA

**Istruzione e Formazione Professionale (IeFP)** - OPERATORE ALLA RIPARAZIONE DI VEICOLI A MOTORE - OPERATORE INFORMATICO

PRIMO PERIODO

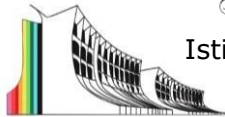
Argomento / UdA	Pagine del libro / appunti per la teoria	Pagine del libro / altro per gli esercizi
<p>UDA n. 1</p> <p>Titolo: Build up to Engage (starter unit):</p> <p>-Pronomi personali sogg. e compl. Ogg.; presente di "To be" e "To have got"; Agg. e pron. possessivi e genitivo sassone; Plurali irregolari; This/these-that/those; There is/are; some/any/a; prep. di luogo; articoli; imperative; Wh-questions; Can.</p>	<p>UNIT A-B-C-D-E.</p>	<p>Esercizi caricati su Classroom.</p>
<p>UDA n. 2</p> <p>Titolo: Who do you think you are?/You live and learn:</p> <p>-Present Simple</p> <p>-avverbi di frequenze</p> <p>-Present Continuous</p> <p>-Present Simple vs. Present Continuous</p> <p>-Preposizioni di tempo e di luogo</p> <p>- Like / love / hate / enjoy + -ing</p>	<p>UNIT 1-2.</p>	<p>Esercizi caricati su Classroom.</p>
<p>UDA n. 3</p> <p>Titolo: You are what you eat! :</p> <p>- Countable/uncountable nouns</p> <p>- some/any/no</p> <p>- how much/how many</p> <p>- a lot/lots of, a little/a few, not much/not many</p>	<p>UNIT 3</p>	<p>Esercizi caricati su Classroom.</p>



Ministero dell'Istruzione e del Merito

Istituto Statale Istruzione Superiore

Cipriano FACCHINETTI



**Istruzione Tecnica** - MECCANICA E MECCATRONICA - ENERGIA - INFORMATICA E TELECOMUNICAZIONI - SISTEMA MODA

CHIMICA DEI MATERIALI - BIOTECNOLOGIE AMBIENTALI - COSTRUZIONI, AMBIENTE E TERRITORIO - AUTOMAZIONE

**Istruzione Professionale** - MANUTENZIONE E ASSISTENZA TECNICA

**Istruzione e Formazione Professionale (IeFP)** - OPERATORE ALLA RIPARAZIONE DI VEICOLI A MOTORE - OPERATORE INFORMATICO

SECONDO PERIODO

Argomento / UdA	Pagine del libro / appunti per la teoria	Pagine del libro / altro per gli esercizi
<p>UDA n. 4</p> <p>Titolo: Be inspirational! -Past Simple TO BE</p> <p>-Past Simple (regular and irregular verbs)</p> <p>-Past Simple-subject questions</p> <p>-Could</p> <p>-Past continuous</p> <p>-Past continuous vs past simple</p> <p>-Must- mustn't/ have to- don't/doesn't have to</p>	<p>UNIT 4 e 5</p>	<p>Esercizi caricati su Classroom.</p>
<p>UDA n. 5</p> <p>Titolo: Nature is home:</p> <p>Comparativo di maggioranza, uguaglianza, minoranza.</p>	<p>UNIT 6</p>	<p>Esercizi caricati su Classroom.</p>
<p>UDA n. 6</p> <p>Titolo: Culture:</p> <p>- selezione di letture dall'appendice 'Culture'</p>		<p>Leggere i testi caricati su Classroom con i relativi esercizi.</p>

Castellanza, .....22/06/2026.....

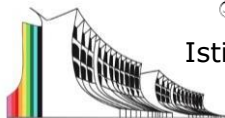
Firma del/i docente/i

*Adriano  
Pisano*

Via Azimonti n°5 – 21053 Castellanza +39 0331 635718

C.F. 81009250127 - Codice Meccanografico VAIS01900E - C.U.U.: UF6U6C

<https://isisfacchinetti.edu.it> [vais01900e@istruzione.it](mailto:vais01900e@istruzione.it) [vais01900e@pec.istruzione.it](mailto:vais01900e@pec.istruzione.it)



*Ministero dell'Istruzione e del Merito*  
Istituto Statale Istruzione Superiore  
**Cipriano FACCHINETTI**



**Istruzione Tecnica** - MECCANICA E MECCATRONICA - ENERGIA - INFORMATICA E TELECOMUNICAZIONI - SISTEMA MODA  
CHIMICA DEI MATERIALI - BIOTECNOLOGIE AMBIENTALI - COSTRUZIONI, AMBIENTE E TERRITORIO - AUTOMAZIONE  
**Istruzione Professionale** - MANUTENZIONE E ASSISTENZA TECNICA  
**Istruzione e Formazione Professionale (IeFP)** - OPERATORE ALLA RIPARAZIONE DI VEICOLI A MOTORE - OPERATORE INFORMATICO

# Possessive 's

Name	_____
Surname	_____
Class	_____
Date	_____

## ★ 1 Completa con 's o '.

- The teacher \_\_\_ telephone number
- Gaby \_\_\_ boyfriend
- The girls \_\_\_ names
- My aunt \_\_\_ dog
- The men \_\_\_ names
- Jack and Anne \_\_\_ parents
- Paul \_\_\_ brother
- The boys \_\_\_ books
- Samantha \_\_\_ teacher
- The students \_\_\_ class

## ★ 2 Riscrivi le espressioni usando 's o '.

- The room of the children  
\_\_\_\_\_
- The school of my brothers  
\_\_\_\_\_
- The husband of Paula  
\_\_\_\_\_
- The car of my parents  
\_\_\_\_\_
- The scooter of Dave  
\_\_\_\_\_
- The house of Caroline and Marion  
\_\_\_\_\_
- The address of my grandparents  
\_\_\_\_\_
- The girlfriend of my brother  
\_\_\_\_\_
- The name of my best friend  
\_\_\_\_\_
- The dog of my uncle  
\_\_\_\_\_

## ★★ 3 Completa con le parole fra parentesi e la 's o '.

- These are \_\_\_\_\_ .  
(CDs / my friends)
- \_\_\_\_\_ is 25 years old.  
(brother / Isabel)
- \_\_\_\_\_ is in Cambridge.  
(school / my friend)
- \_\_\_\_\_ are in the classroom.  
(books / the students)
- \_\_\_\_\_ is in my class. (sister / Paul)
- \_\_\_\_\_ is 345 6798.  
(telephone number / the teacher)
- \_\_\_\_\_ is Tom. (name / my cousin)
- \_\_\_\_\_ is my aunt. (sister / my father)

9 Is \_\_\_\_\_ from New York?  
(friend / Robert)

10 \_\_\_\_\_ are on the table.  
(photos / the children)

## ★★★ 4 Riscrivi le frasi usando la forma estesa dei verbi.

- She's my best friend.  
\_\_\_\_\_
- The teacher's car's old.  
\_\_\_\_\_
- Sandra's Robert's sister.  
\_\_\_\_\_
- Gaby's at school with Tony.  
\_\_\_\_\_
- Mr Hill's wife's Spanish.  
\_\_\_\_\_
- It's Anne's book.  
\_\_\_\_\_
- My uncle's house's in Los Angeles.  
\_\_\_\_\_
- Joanna's mobile phone's new.  
\_\_\_\_\_
- The dog's name's Peter.  
\_\_\_\_\_
- My cousin's school's in London.  
\_\_\_\_\_

## ★★★ 5 Scrivi l'equivalente inglese delle seguenti espressioni.

- il computer di mio fratello  
\_\_\_\_\_
- i libri degli studenti  
\_\_\_\_\_
- l'amica di mia sorella  
\_\_\_\_\_
- il nome di mio padre  
\_\_\_\_\_
- i fratelli dei miei amici  
\_\_\_\_\_
- la classe degli studenti  
\_\_\_\_\_
- il numero di telefono di Emma  
\_\_\_\_\_
- la macchina dei miei nonni  
\_\_\_\_\_
- la scuola dei miei cugini  
\_\_\_\_\_
- la moglie di David  
\_\_\_\_\_

# Possessive adjectives and possessive pronouns

Name	_____
Surname	_____
Class	_____
Date	_____

## ★ 1 Sottolinea l'aggettivo possessivo corretto.

- Christopher's Canadian. Toronto is *his / her / their* hometown.
- These are my cousins. *Our / Their / My* names are John and George.
- Do you know Peter and *her / his / its* sister Jane?
- We are from Nottingham. *Their / Our / His* address is 25 Albert Road.
- Frank's grandparents are very rich: *her / his / their* house is in one of the most fashionable streets in London.
- Jennifer's from New York, but *his / her / its* parents are from Los Angeles.
- Steven is talking to *its / her / his* teacher.
- They work in London, but *my / its / their* house's in Bristol.
- Venice is a very beautiful city. *His / Their / Its* Carnival is famous all over the world.
- This is Peter and this is *his / our / your* wife Daisy.

## ★ 2 Sottolinea l'alternativa corretta.

- A** Is this your friends' house?  
**B** No, *their / theirs* is the one opposite the park.
- This isn't *my / mine* mobile phone. *My / Mine* is red.
- A** Are these *your / yours* trainers or Polly's?  
**B** They're *her / hers*.
- Peru is in South America. *It / Its* capital city is Lima.
- Who's that woman over there? Is she *our / ours* new teacher?
- A** Is this your mother's bag? **B** Yes, it is *her / hers*.
- We were born in Italy, but *our / ours* grandparents are from Morocco.
- This is Paula and this is *his / her* husband Charles.
- A** Are these *my / mine* glasses?  
**B** No, they're Molly's. *Your / Yours* are on the table.
- I like London, especially *its / their* theatres and museums.

## ★★ 3 Rispondi alle domande usando il pronome possessivo appropriato.

Is this David's car?  
Yes, *it's his*.

- Is that your dictionary, Kate? Yes, \_\_\_\_\_.
- Is that your father's car? Yes, \_\_\_\_\_.
- Boys! Are these your rucksacks? No, \_\_\_\_\_.
- Are these our books? Yes, \_\_\_\_\_.

- Excuse me. Is this my coffee? No, \_\_\_\_\_.
- Are these Jack's glasses? Yes, \_\_\_\_\_.
- Is this Jennifer's mobile phone? No, \_\_\_\_\_.
- Are these your keys? Yes, \_\_\_\_\_.
- Is this your grandparents' house? No, \_\_\_\_\_.
- Is this Peter's calculator? No, \_\_\_\_\_.

## ★★ 4 Completa con gli aggettivi o i pronomi possessivi corretti.

- A** Are these David's trousers?  
**B** No, \_\_\_\_\_ are black.
- There's a new student in our class. Do you know \_\_\_\_\_ name?
- Betty, I can't find my purse. It's not in my bag. Is it in \_\_\_\_\_?
- A** Girls, are these your textbooks?  
**B** No, \_\_\_\_\_ are on the teacher's desk.
- A** Is that Alan and Pat's house?  
**B** No, \_\_\_\_\_ house is at the end of the road.
- A** Is this Mary's rucksack?  
**B** No, \_\_\_\_\_ is near the door.
- John and \_\_\_\_\_ sister come to my school.
- This new laptop isn't Amanda's. \_\_\_\_\_ is very old.
- Your room is very bright, \_\_\_\_\_ is dark: there's only one small window, but I like it.
- Paul and Gemma are visiting \_\_\_\_\_ grandparents today.

## ★★★ 5 TRANSLATION Traduci.

- A** Questo borsellino è tuo?  
**B** No, è di Wendy. Il mio è su quel tavolo.
- Posso usare la tua calcolatrice? Ho lasciato la mia a casa.
- La loro casa è più costosa della nostra.
- Gli insegnanti di mio fratello sono più giovani dei miei.
- Milano è famosa per i suoi negozi.
- La loro scuola è più grande, ma la vostra è più moderna.
- Io e mia sorella abbiamo entrambe i capelli corti, ma i suoi sono ricci e i miei sono lisci.
- A** Questa è la nostra classe?  
**B** No, la nostra è al primo piano.
- La camera di Clare è più bella della mia: la sua è grande e luminosa, la mia è piccola e buia.
- A** Sono vostre queste biciclette?  
**B** No, le nostre sono laggiù.

# Subject / Object questions

Name	_____
Surname	_____
Class	_____
Date	_____

★ 1 **Scrivi domande adeguate alla parte sottolineata delle risposte. Segui l'esempio dato.**

John lives in that big house.  
Who lives in that big house?

1 \_\_\_\_\_

Barbara sent you an email.

2 \_\_\_\_\_

Paul didn't pass his driving test.

3 \_\_\_\_\_

My grandparents bought a new car.

4 \_\_\_\_\_

Roberto Benigni won the Oscar for "Best Actor" in 1999.

5 \_\_\_\_\_

Steven is always late for school.

6 \_\_\_\_\_

Carla parked the car in front of the house.

7 \_\_\_\_\_

The teacher saw us at the coffee shop.

8 \_\_\_\_\_

Amanda turned off the computer.

9 \_\_\_\_\_

Mum made the chocolate cake.

10 \_\_\_\_\_

Tom did the shopping.

★ 2 **Scrivi domande adeguate alla parte sottolineata delle risposte.**

1 \_\_\_\_\_

Jeff plays tennis with Mark.

2 \_\_\_\_\_

Katherine saw Sandra in town.

3 \_\_\_\_\_

Simon broke Jennifer's calculator.

4 \_\_\_\_\_

Mrs Johnson teaches English.

5 \_\_\_\_\_

Jason left a message for me.

6 \_\_\_\_\_

Frank had lunch with Samantha.

7 \_\_\_\_\_

Chris bought a book for his grandmother.

8 \_\_\_\_\_

Ice on the road caused the accident.

9 \_\_\_\_\_

Dad cooked dinner tonight.

10 \_\_\_\_\_

The door bell made that noise.

★★ 3 **Scrivi domande adeguate per ottenere l'informazione mancante.**

1 \_\_\_\_\_

XXX lives in that house.

2 \_\_\_\_\_

We met XXX in town.

3 \_\_\_\_\_

XXX cost £50.

4 \_\_\_\_\_

XXX works at Wilkinson.

5 \_\_\_\_\_

Pamela had dinner with XXX.

6 \_\_\_\_\_

I bought XXX at the supermarket.

7 \_\_\_\_\_

XXX sent me this message.

8 \_\_\_\_\_

Pat invited XXX to her party.

9 \_\_\_\_\_

XXX turned on the computer.

10 \_\_\_\_\_

We had XXX for lunch.

★★★ 4 **Ogni domanda contiene un errore. Trovalo e correggilo.**

1 Who did open the window?

2 What you watched last night?

3 Who Sarah lives with?

4 Who did break that vase?

5 What Betty did on Saturday?

6 How many people did come to your party?

7 What did happen to you?

8 Which actor did win the Oscar?

9 Who Caroline went to the cinema with?

10 What you usually do at the weekend?

★★★ 5 **TRANSLATION Traduci.**

1 Con chi hai giocato a tennis ieri?

2 Chi ti ha dato questo libro?

3 Che cosa hai mangiato a colazione?

4 Chi ti ha chiamato questa mattina?

5 Quante persone hanno visto il film?

6 Chi ha scritto *Pride and Prejudice*?

7 Che cosa avete fatto lo scorso fine settimana?

8 Che cosa è successo alla festa?

9 Chi ha avuto l'idea di Facebook?

10 Che cosa hai visto alla televisione ieri sera?

# have got

Name	_____
Surname	_____
Class	_____
Date	_____

**★ 1 Completa con la forma affermativa di *have got*.**

- Susan \_\_\_\_\_ dark hair.
- I \_\_\_\_\_ three pens in my bag.
- Tom \_\_\_\_\_ two brothers.
- Your friends \_\_\_\_\_ a big house.
- You \_\_\_\_\_ a computer.
- We \_\_\_\_\_ a new English teacher.
- John \_\_\_\_\_ a nice mobile phone.
- Tracy \_\_\_\_\_ an MP3 player.
- You \_\_\_\_\_ a sister.
- My grandparents \_\_\_\_\_ an old car.

**★ 2 Trasforma ora le frasi dell'esercizio 1 in interrogative (?) o negative (+).**

- \_\_\_\_\_ (?)
- \_\_\_\_\_ (X)
- \_\_\_\_\_ (?)
- \_\_\_\_\_ (?)
- \_\_\_\_\_ (X)
- \_\_\_\_\_ (X)
- \_\_\_\_\_ (X)
- \_\_\_\_\_ (?)
- \_\_\_\_\_ (?)
- \_\_\_\_\_ (X)

**★★ 3 Identifica se la 's di queste frasi corrisponde ai verbi *has, is* o al caso possessivo. Riscrivi poi le frasi usando la forma estesa del verbo.**

- Amy's got two brothers.  
\_\_\_\_\_
- Katie's at home.  
\_\_\_\_\_
- My brother's car's black.  
\_\_\_\_\_
- Paula's sister's in my class.  
\_\_\_\_\_
- Emma's boyfriend's Scottish.  
\_\_\_\_\_
- He's my uncle.  
\_\_\_\_\_
- My father's a doctor.  
\_\_\_\_\_
- Steven's got a new girlfriend.  
\_\_\_\_\_
- Tim's sixteen.  
\_\_\_\_\_
- Julie's got curly hair.  
\_\_\_\_\_

**★★★ 4 Leggi le risposte e scrivi domande adeguate usando la forma corretta di *have got* e una delle espressioni date.**

green eyes ▪ a new computer ▪ a red wallet ▪ a cat  
a mobile phone ▪ short hair ▪ a boyfriend  
a small house ▪ brothers or sisters ▪ pens and pencils

- \_\_\_\_\_  
Yes, I have. They're in my bag.
- \_\_\_\_\_  
Yes, I have. My number is 456 7305.
- \_\_\_\_\_  
No, she hasn't, but she's got two dogs.
- \_\_\_\_\_  
Yes, he has. He's got one sister and two brothers.
- \_\_\_\_\_  
Yes, she has. His name's Paolo.
- \_\_\_\_\_  
No, I haven't. I've got a blue wallet.
- \_\_\_\_\_  
Yes, we have. We've both got green eyes.
- \_\_\_\_\_  
Yes, she has. She's got short, blonde hair.
- \_\_\_\_\_  
No, I haven't. I've got a big house.
- \_\_\_\_\_  
No, I haven't. I've got an old computer.

**★★★ 5 TRANSLATION Traduci.**

- Hai il dizionario?  
\_\_\_\_\_
- Non ho la calcolatrice.  
\_\_\_\_\_
- Mia sorella ha i capelli lunghi.  
\_\_\_\_\_
- Simon e suo fratello hanno gli occhi blu.  
\_\_\_\_\_
- Non ho una penna, ma ho una matita.  
\_\_\_\_\_
- Che cosa hai nella tua borsa?  
\_\_\_\_\_
- Il mio amico ha un cellulare nuovo.  
\_\_\_\_\_
- Hai un computer nella tua stanza?  
\_\_\_\_\_
- Gemma non ha un cane, ma ha due gatti.  
\_\_\_\_\_
- Paolo ha una ragazza?  
\_\_\_\_\_

# Imperatives

Name	_____
Surname	_____
Class	_____
Date	_____

## ★ 1 Abbina l'inizio di ogni frase alla sua fine.

- 1  Put
- 2  Don't listen
- 3  Do
- 4  Don't use
- 5  Move
- 6  Don't drink
- 7  Send
- 8  Don't copy
- 9  Write
- 10  Don't speak

- a your answers in your exercise book.
- b that coffee. It's cold.
- c your laptop from the kitchen table.
- d Italian in the English lesson.
- e your mobile phone in the classroom.
- f to your MP3 in class.
- g your homework.
- h during the exam.
- i me a postcard.
- j your trainers in the cupboard.

## ★ 2 Scrivi frasi seguendo l'esempio.

Use a pencil (x) / a pen (✓)  
 Don't use a pencil. Use a pen.

- 1 wear the red hat (x) / black hat (✓)  
\_\_\_\_\_
- 2 call Chris now (x) / later (✓)  
\_\_\_\_\_
- 3 eat a hamburger (x) / a pizza (✓)  
\_\_\_\_\_
- 4 put the laptop on the kitchen table (x) / on your desk (✓)  
\_\_\_\_\_
- 5 speak Italian (x) / English (✓)  
\_\_\_\_\_
- 6 write me an e-mail (x) / a text message (✓)  
\_\_\_\_\_
- 7 tidy the kitchen (x) / your bedroom (✓)  
\_\_\_\_\_
- 8 call Jenny (x) / Mary (✓)  
\_\_\_\_\_
- 9 use Ted's mobile phone (x) / my mobile phone (✓)  
\_\_\_\_\_
- 10 write your answers in your book (x) / in your exercise book (✓)  
\_\_\_\_\_

## ★★ 3 Completa con la forma affermativa o negativa dell'imperativo dei verbi dati.

copy ▪ drink ▪ eat ▪ listen ▪ put  
 send ▪ tell ▪ try ▪ wash ▪ worry

- 1 \_\_\_\_\_ your friend's homework.
- 2 \_\_\_\_\_ to the teacher.
- 3 \_\_\_\_\_ that sandwich: it's for Ben.
- 4 \_\_\_\_\_ the cake in the fridge, please.
- 5 \_\_\_\_\_ that cola: it's free.
- 6 Don't phone me: \_\_\_\_\_ me an email.
- 7 \_\_\_\_\_ Susie about the party. It's a surprise.
- 8 \_\_\_\_\_ this cake: it's delicious.
- 9 \_\_\_\_\_ : the exam isn't difficult.
- 10 \_\_\_\_\_ these cups: they're dirty.

## ★★★ 4 TRANSLATION Traduci.

- 1 Non toccare il computer del papà.  
\_\_\_\_\_
- 2 Metti a posto la tua camera.  
\_\_\_\_\_
- 3 Metti il libro nella tua borsa.  
\_\_\_\_\_
- 4 Non ascoltare l'MP3 in classe.  
\_\_\_\_\_
- 5 Fai i compiti di inglese.  
\_\_\_\_\_
- 6 Non parlare a William.  
\_\_\_\_\_
- 7 Passami quella matita.  
\_\_\_\_\_
- 8 Mettiti il cappotto.  
\_\_\_\_\_
- 9 Non dimenticarti il dizionario.  
\_\_\_\_\_
- 10 Non mettere il dolce in frigorifero.  
\_\_\_\_\_

# Plurals

Name	_____
Surname	_____
Class	_____
Date	_____

★ 1 **Scrivi il plurale dei seguenti sostantivi inserendoli nella colonna corretta.**

bus ▪ book ▪ watch ▪ day ▪ house ▪ family ▪ class ▪ country  
party ▪ fax ▪ photo ▪ brother ▪ city ▪ box ▪ nationality

-s	-es	-ies
_____	_____	_____
_____	_____	_____
_____	_____	_____
_____	_____	_____
_____	_____	_____

★ 2 **Completa la tabella.**

Forma singolare	Forma plurale
boy	_____
bag	_____
_____	addresses
woman	_____
_____	minutes
_____	gloves
child	_____
_____	men
_____	babies
person	_____

★★ 3 **Riscrivi le frasi al plurale.**

- Where's Anne's child?  
\_\_\_\_\_
- That piano is very old.  
\_\_\_\_\_
- This man is Polish.  
\_\_\_\_\_
- The house is big.  
\_\_\_\_\_
- Where's that boy from?  
\_\_\_\_\_
- That watch is beautiful.  
\_\_\_\_\_
- This family is from Argentina.  
\_\_\_\_\_
- Where's your dog?  
\_\_\_\_\_

- This fax is for Jason.  
\_\_\_\_\_
- This is my dictionary.  
\_\_\_\_\_

★★ 4 **Riscrivi le frasi al singolare.**

- Those men are my teachers.  
\_\_\_\_\_
- Where are those ladies from?  
\_\_\_\_\_
- Are these your books?  
\_\_\_\_\_
- Those boxes are big.  
\_\_\_\_\_
- Your teachers are nice.  
\_\_\_\_\_
- Those people aren't American.  
\_\_\_\_\_
- Where are the boxes?  
\_\_\_\_\_
- Those buses are for London.  
\_\_\_\_\_
- Are these children your cousins?  
\_\_\_\_\_
- These women are from Barcelona.  
\_\_\_\_\_

★★★ 5 **TRANSLATION Traduci.**

- Queste sono le mie chiavi.  
\_\_\_\_\_
- Di dove sono quelle persone?  
\_\_\_\_\_
- Quegli uomini sono tedeschi.  
\_\_\_\_\_
- Dove sono i bambini?  
\_\_\_\_\_
- Questa foto è vecchia.  
\_\_\_\_\_
- Quelle donne sono le mie insegnanti.  
\_\_\_\_\_
- Le scatole sono sul pavimento.  
\_\_\_\_\_
- Quei ragazzi sono nella mia classe.  
\_\_\_\_\_
- Dove sono gli orologi?  
\_\_\_\_\_
- Questi sono i tuoi cani?  
\_\_\_\_\_

# there is / there are

Name	_____
Surname	_____
Class	_____
Date	_____

## ★ 1 Riordina le parole per formare delle frasi.

- isn't / big / a / there / garden / in / tree / the  
\_\_\_\_\_
- your / is / a / in / calculator / there / bag / ?  
\_\_\_\_\_
- pictures / in / are / room / any / there / your / ?  
\_\_\_\_\_
- big / in / isn't / window / living room / the / there / a  
\_\_\_\_\_
- Chinese / are / your / any / in / there / students / class / ?  
\_\_\_\_\_
- CDs / are / there / some / floor / the / on  
\_\_\_\_\_
- there / phone / is / your / in / house / a / ?  
\_\_\_\_\_
- on / aren't / there / books / the / any / table  
\_\_\_\_\_
- chairs / there / the / any / in / are / kitchen / ?  
\_\_\_\_\_
- are / shelves / my / in / some / classroom / there  
\_\_\_\_\_

## ★★ 2 Scrivi frasi come nell'esempio.

computer (✓) / telephone (x)  
*There's a computer but there isn't a telephone.*

- wardrobe (✓) / cupboard (x)  
\_\_\_\_\_
- mirror (x) / pictures (✓)  
\_\_\_\_\_
- plants (✓) / tree (x)  
\_\_\_\_\_
- MP3 (✓) / mobile phone (x)  
\_\_\_\_\_
- chairs (x) / an armchair (✓)  
\_\_\_\_\_
- sandwiches (✓) / pizza (x)  
\_\_\_\_\_
- calculator (x) / pens (✓)  
\_\_\_\_\_
- pens (✓) / pencils (x)  
\_\_\_\_\_
- boys (x) / girls (✓)  
\_\_\_\_\_
- cat (x) / dog (✓)  
\_\_\_\_\_

## ★★ 3 Volgi al plurale le frasi singolari e viceversa.

- There are some pictures in the living room.  
\_\_\_\_\_
- There aren't any armchairs in the bedroom.  
\_\_\_\_\_
- Are there any cupboards in the hall?  
\_\_\_\_\_
- Is there a dictionary on the table?  
\_\_\_\_\_
- There are some CDs on the floor.  
\_\_\_\_\_
- There is a pen in my bag.  
\_\_\_\_\_
- Are there any students in the classroom?  
\_\_\_\_\_
- There isn't a man in the room.  
\_\_\_\_\_
- Is there a window in the bathroom?  
\_\_\_\_\_
- There's a poster in my classroom.  
\_\_\_\_\_

## ★★ 4 Completa usando la forma corretta di *there is / are*.

- \_\_\_\_\_ any plants in the living room.
- \_\_\_\_\_ a bath in the bathroom, but we've got a shower.
- \_\_\_\_\_ lots of CDs.
- \_\_\_\_\_ some great cinemas in Edinburgh.
- \_\_\_\_\_ a big wardrobe in your room?
- \_\_\_\_\_ a car park in town.  
It's opposite the post-office.
- \_\_\_\_\_ any good films on now?
- \_\_\_\_\_ a phone in the house, but I've got my mobile.
- \_\_\_\_\_ a supermarket in Albert Road?
- \_\_\_\_\_ some good restaurants in the city centre.

## ★★★ 5 TRANSLATION Traduci.

- Non c'è una televisione in camera mia.
- C'è una grande finestra in salotto.
- Ci sono venti studenti nella mia classe.
- C'è uno specchio nella sala da pranzo?
- Non ci sono piante in cucina.
- C'è un fermata dell'autobus di fronte alla stazione?
- Non c'è un tavolo in cucina.
- Ci sono dei fiori in giardino?
- Non ci sono quadri in camera da letto.
- C'è una stampante nello studio?

# this / that / these / those

Name	_____
Surname	_____
Class	_____
Date	_____

★ 1 **Sottolinea l'alternativa corretta.**

- 1 *That / These* car is new.
- 2 *That / These* boys are my cousins.
- 3 *That / These* watch is very old.
- 4 **A** *This / That* is Wendy.  
**B** Nice to meet you.
- 5 *These / That* aren't my books.
- 6 *This / These* are sisters.
- 7 *That / Those* boys are in my class.
- 8 *This / These* mobile phone is very nice.
- 9 *Those / This* trainers are new.
- 10 *This / These* is my aunt Mary.

★★ 2 **Osserva i disegni e completa con *this, that, these, those*.**



1 Are \_\_\_\_\_ boys your friends?



2 \_\_\_\_\_ are Peter and Jack.



3 \_\_\_\_\_ are my keys.



4 \_\_\_\_\_ is my bag.



5 \_\_\_\_\_ is my sister.



6 Is \_\_\_\_\_ your mobile phone?



7 \_\_\_\_\_ trainers are nice!



8 Is \_\_\_\_\_ your English teacher?

★★ 3 **Completa con il dimostrativo corretto: (+) indica che l'oggetto / persona è vicino, (+++) indica che l'oggetto / persona è lontano.**

- 1 Is \_\_\_\_\_ girl your cousin Mary? (+++)
- 2 Anne, \_\_\_\_\_ is Richard. (+)
- 3 Are \_\_\_\_\_ books here for Robert? (+)
- 4 Is \_\_\_\_\_ your pen? (+)
- 5 Are \_\_\_\_\_ people Julie and Tom? (+++)
- 6 Julie, \_\_\_\_\_ are my parents, Anne and Paul. (+)
- 7 Is \_\_\_\_\_ woman our new French teacher? (+++)
- 8 Thank you. \_\_\_\_\_ CDs are fantastic. (+)
- 9 Who are \_\_\_\_\_ students? (+++)
- 10 Is \_\_\_\_\_ letter here for dad? (+)

★★★ 4 **Riscrivi le frasi singolari al plurale e viceversa.**

- 1 Are those boys your friends?  
\_\_\_\_\_
- 2 This isn't my calculator.  
\_\_\_\_\_
- 3 These aren't my pens.  
\_\_\_\_\_
- 4 Is that woman your teacher?  
\_\_\_\_\_
- 5 Is this your pencil?  
\_\_\_\_\_
- 6 That boy is in my class.  
\_\_\_\_\_
- 7 Those cakes are delicious.  
\_\_\_\_\_
- 8 This coffee is cold.  
\_\_\_\_\_
- 9 These houses are big.  
\_\_\_\_\_
- 10 Those girls are my sisters.  
\_\_\_\_\_

★★★ 5 **TRANSLATION Traduci.**

- 1 Questo è mio cugino Thomas.
- 2 Quelle case sono grandi.
- 3 Quella donna è mia zia.
- 4 Questi sono i nostri libri.
- 5 Quegli uomini sono i nostri insegnanti.
- 6 Questo caffè è freddo.
- 7 Questi studenti sono di Madrid.
- 8 Quel cane è vecchio.
- 9 Questa casa non è grande.
- 10 Quelli sono i miei genitori.

Name	_____
Surname	_____
Class	_____
Date	_____

★ 1 **Sottolinea l'alternativa corretta.**

- I'll meet you at Ø / *the* Rialto Cinema in Ø / *the* Prince Road.
- A / *The* moon and Ø / *the* stars are shining tonight.
- There's a / *the* cat in a / *the* garden.
- A / Ø London is a / *the* capital of Ø / *the* Britain.
- Mary's had a / *the* terrible headache for weeks, so she's gone to a / *the* doctor.
- Ø / *The* Japanese work very hard.
- Can you pick up Ø / *the* kids from Ø / *the* school and take them Ø / *the* home?
- Ø / *The* government should tax Ø / *the* rich more and Ø / *the* poor less.
- We arrived at Ø / *the* Gatwick and got a / *the* taxi that took us to Ø / *the* Portobello Road.
- In Ø / *the* 1960s Ø / *the* people used to wear Ø / *the* colourful clothes.

★★ 2 **Completa il testo con a, an, the o Ø (nessun articolo).**

**Dangerous high heels**

<sup>1</sup> \_\_\_\_\_ high heels are growing and not just in popularity: they have flooded <sup>2</sup> \_\_\_\_\_ marketplace in recent months. But why? <sup>3</sup> \_\_\_\_\_ experts link this trend to the recession. Elizabeth Semmelhack, author of <sup>4</sup> \_\_\_\_\_ interesting book about <sup>5</sup> \_\_\_\_\_ history of <sup>6</sup> \_\_\_\_\_ shoes told CNN: 'Heel heights grew during the Great Depression of <sup>7</sup> \_\_\_\_\_ 1930s, <sup>8</sup> \_\_\_\_\_ oil crisis in <sup>9</sup> \_\_\_\_\_ 1970s, and the financial crisis in <sup>10</sup> \_\_\_\_\_ 2000s.'

'High heels can be very dangerous,' says Jacqueline Sutura, <sup>11</sup> \_\_\_\_\_ specialist in Podiatric medicine. Dr. Rock Positano, <sup>12</sup> \_\_\_\_\_ famous Manhattan doctor agrees, 'We are seeing <sup>13</sup> \_\_\_\_\_ dramatic increase in <sup>14</sup> \_\_\_\_\_ foot problems. I tell my patients to wear heels in <sup>15</sup> \_\_\_\_\_ office, but to wear <sup>16</sup> \_\_\_\_\_ comfortable shoes to and from where they're going.'



★★★ 3 **Riscrivi le cinque frasi che contengono errori.**

- Can I use a bathroom?  
\_\_\_\_\_
- The Japanese is a difficult language for the English people.  
\_\_\_\_\_
- The music's too loud: can you turn it down?  
\_\_\_\_\_
- Flowers are beautiful. Thank you!  
\_\_\_\_\_
- My sister works in the United States.  
\_\_\_\_\_
- Where's a teacher? She's very late.  
\_\_\_\_\_
- My mother loves flowers, roses are her favourite.  
\_\_\_\_\_
- The food in this restaurant is very good.  
\_\_\_\_\_
- Kilimanjaro is the highest mountain in Africa.  
\_\_\_\_\_
- Peter likes the music.  
\_\_\_\_\_

★★★ 4 **TRANSLATION Traduci.**

- Negli anni sessanta molti uomini avevano i capelli lunghi.  
\_\_\_\_\_
- I motociclisti hanno spesso i tatuaggi.  
\_\_\_\_\_
- Paula lavora in un ufficio in centro città.  
\_\_\_\_\_
- Non bevo mai il latte: non mi piace.  
\_\_\_\_\_
- I giovani amano i blue jeans.  
\_\_\_\_\_
- Ho bisogno di una lunga vacanza al sole.  
\_\_\_\_\_
- I cani sono animali molto amichevoli.  
\_\_\_\_\_
- Jason ama il calcio: va sempre allo stadio il sabato.  
\_\_\_\_\_
- Ai miei genitori piace molto la musica classica.  
\_\_\_\_\_
- Le modelle sono di solito molto magre.  
\_\_\_\_\_

# can / could (possibility, ability, permission)

Name	_____
Surname	_____
Class	_____
Date	_____

## ★ 1 Riordina le parole per scrivere delle frasi.

- can / Barbara / speak / not / French  
\_\_\_\_\_
- sing / my / can / brother  
\_\_\_\_\_
- your / computer / can / a / use / grandfather / ?  
\_\_\_\_\_
- a / not / I / ride / can / bike  
\_\_\_\_\_
- we / not / do / this / can / exercise  
\_\_\_\_\_
- sit / here / can / I / ?  
\_\_\_\_\_
- football / my / can / very / brother / play / well  
\_\_\_\_\_
- can / I / not / his / remember / name  
\_\_\_\_\_
- Japanese / friend / can / speak / your / ?  
\_\_\_\_\_
- I / can / where / a / buy / ticket / ?  
\_\_\_\_\_

## ★ 2 Scrivi delle frasi affermative (✓), negative (x) o interrogative (?) usando can.

- I / open the window (?)  
\_\_\_\_\_
- Jean / speak Russian (✓)  
\_\_\_\_\_
- my grandfather / use an MP3 (✓)  
\_\_\_\_\_
- we / sing (✓)  
\_\_\_\_\_
- you / swim (x)  
\_\_\_\_\_
- I / do this test (x)  
\_\_\_\_\_
- my friend / ride a bike (x)  
\_\_\_\_\_
- I / use your phone (?)  
\_\_\_\_\_
- you / dance (?)  
\_\_\_\_\_
- I / borrow your mobile phone (?)  
\_\_\_\_\_

## ★★ 3 Completa con can o can't e i seguenti verbi.

write ▪ listen ▪ buy ▪ close ▪ ask  
borrow ▪ read ▪ ride ▪ speak ▪ do

- Ted \_\_\_\_\_ German very well because his parents are from Berlin.
- I \_\_\_\_\_ this book. It's in Chinese.
- You \_\_\_\_\_ to music in the library.
- \_\_\_\_\_ I \_\_\_\_\_ a question?
- They \_\_\_\_\_ this exercise. It's very difficult.
- \_\_\_\_\_ I \_\_\_\_\_ your MP3?
- My sister \_\_\_\_\_ a horse: she's very good.
- \_\_\_\_\_ I \_\_\_\_\_ the window?
- Send me your email so I \_\_\_\_\_ to you.
- \_\_\_\_\_ I \_\_\_\_\_ a ticket on the bus?

## ★ 4 Usa can o could per chiedere il permesso.

- close / the door
- use / your mobile phone
- borrow / your dictionary
- sit / here
- ask / a question
- open / the window
- use / this computer
- read / this newspaper
- give / you / my homework tomorrow
- eat / this sandwich

## ★★★ 5 TRANSLATION Traduci.

- Posso comprare il biglietto sull'autobus?
- Posso usare la tua bicicletta per andare a scuola?
- Non sappiamo parlare tedesco.
- Il papà non può portarmi a scuola in macchina oggi.
- A che ora possiamo incontrarci?
- Posso guardare la televisione?
- Mi puoi aiutare?
- Mia sorella sa ballare, ma non sa cantare.
- Possiamo giocare qui?
- Dove posso comperare un giornale inglese?

# how much? / how many? / a lot of / much / many / a little / a few

Name	_____
Surname	_____
Class	_____
Date	_____

## ★ 1 Sottolinea l'alternativa corretta.

- I eat *a few* / *a little* vegetables with my dinner.
- There aren't *many* / *much* restaurants in my town.
- Do you eat *many* / *much* meat?
- There is *a little* / *a few* water in the bottle.
- Charles has got *a lot of* / *much* friends at school.
- Stella eats *a lot of* / *much* vegetables.
- Do you eat *many* / *much* burgers?
- I watch *a few* / *a little* hours of TV a week.
- Do you drink *many* / *much* coffee each day?
- There aren't *many* / *much* calories in a tomato.

## ★ 2 Volgi alla forma negativa usando *much* o *many*.

- We have got a lot of cola.  
\_\_\_\_\_
- There is a lot of peanut butter in the fridge.  
\_\_\_\_\_
- English people drink a lot of coffee.  
\_\_\_\_\_
- There are a lot of unhealthy people in my class.  
\_\_\_\_\_
- We've got a lot of exercises for tomorrow.  
\_\_\_\_\_
- Paul eats a lot of cakes.  
\_\_\_\_\_
- There's a lot of jam in that jar.  
\_\_\_\_\_
- We need a lot of butter for the cake.  
\_\_\_\_\_
- Emma's got a lot of computer games.  
\_\_\_\_\_
- We have a lot of money.  
\_\_\_\_\_

## ★ 3 Completa con *much* o *many*.

- How \_\_\_\_\_ glasses of water do you drink?
- How \_\_\_\_\_ is a can of cola?
- How \_\_\_\_\_ times do you walk to school in a week?
- How \_\_\_\_\_ chocolate do you eat in a day?
- How \_\_\_\_\_ calories are there in a biscuit?
- How \_\_\_\_\_ money do you spend in a week?
- How \_\_\_\_\_ students are there in your class?
- How \_\_\_\_\_ takeaways do you buy in a month?
- How \_\_\_\_\_ sugar do you take in your coffee?
- How \_\_\_\_\_ coffee does your mother have for breakfast?

## ★★ 4 Completa con *much*, *many*, *a lot of*, *a little*, *a few*.

- Do you eat \_\_\_\_\_ hamburgers?
- I don't eat \_\_\_\_\_ meat.
- How \_\_\_\_\_ butter do we need?
- I eat \_\_\_\_\_ chips. I love them.
- There isn't \_\_\_\_\_ salt in this soup.
- How \_\_\_\_\_ cups of tea does your grandmother drink?
- There are \_\_\_\_\_ books on the table: three or four.
- I only take \_\_\_\_\_ sugar in my coffee.
- Tom drinks \_\_\_\_\_ of water: two litres a day.
- I have \_\_\_\_\_ close friends, about five.

## ★★★ 5 TRANSLATION Traduci.

- Ci sono molte salsicce, ma non c'è tanto pane.  
\_\_\_\_\_
- Quanto costano quei pomodori?  
\_\_\_\_\_
- Mio padre non beve molta acqua.  
\_\_\_\_\_
- Non mangio molte patatine, ma molte verdure.  
\_\_\_\_\_
- Quante tazze di caffè bevi al giorno?  
\_\_\_\_\_
- Non mangio molta carne: non mi piace molto.  
\_\_\_\_\_
- Quanto tempo passi davanti alla televisione?  
\_\_\_\_\_
- Non mangio molti dolci, ma mangio molta frutta.  
\_\_\_\_\_
- Mi piace un po' di latte nel tè.  
\_\_\_\_\_
- Quante calorie ci sono in un pacchetto di patatine?  
\_\_\_\_\_

# like / love / hate / enjoy + -ing

Name	_____
Surname	_____
Class	_____
Date	_____

## ★ 1 Scrivi la forma *-ing* dei seguenti verbi.

- 1 cook \_\_\_\_\_
- 2 get \_\_\_\_\_
- 3 wear \_\_\_\_\_
- 4 study \_\_\_\_\_
- 5 go \_\_\_\_\_
- 6 play \_\_\_\_\_
- 7 relax \_\_\_\_\_
- 8 work \_\_\_\_\_
- 9 sleep \_\_\_\_\_
- 10 take \_\_\_\_\_
- 11 visit \_\_\_\_\_
- 12 watch \_\_\_\_\_
- 13 have \_\_\_\_\_
- 14 try \_\_\_\_\_
- 15 put \_\_\_\_\_

## ★ 2 Completa con la forma in *-ing* dei verbi dati tra parentesi.

- 1 I hate \_\_\_\_\_ (get) up early in the morning.
- 2 Rob enjoys \_\_\_\_\_ (play) on his computer.
- 3 Anne hates \_\_\_\_\_ (wear) a uniform.
- 4 Paul loves \_\_\_\_\_ (watch) TV.
- 5 We like \_\_\_\_\_ (cook).
- 6 My friends enjoy \_\_\_\_\_ (play) football.
- 7 Carole doesn't like \_\_\_\_\_ (work) in a bank.
- 8 Jack hates \_\_\_\_\_ (go) shopping on Saturday.
- 9 Mary likes \_\_\_\_\_ (talk) to her friends.
- 10 I enjoy \_\_\_\_\_ (listen) to music.

## ★★ 3 Completa con la forma in *-ing* dei verbi dati.

tidy ▪ do ▪ wear ▪ watch ▪ walk  
work ▪ meet ▪ have ▪ play ▪ listen

- 1 I don't like \_\_\_\_\_ my room.
- 2 My sister loves \_\_\_\_\_ romantic films.
- 3 Robert enjoys \_\_\_\_\_ the piano.
- 4 My brother hates \_\_\_\_\_ in an office.
- 5 Harry doesn't like \_\_\_\_\_ a uniform.
- 6 I don't like \_\_\_\_\_ lunch at school.
- 7 Diana loves \_\_\_\_\_ her friends.
- 8 We enjoy \_\_\_\_\_ to school.
- 9 Do you like \_\_\_\_\_ to music?
- 10 We hate \_\_\_\_\_ our homework.

## ★★★ 4 Riscrivi le frasi correggendo gli errori.

- 1 I hate geting up early in winter.  
\_\_\_\_\_
- 2 We enjoy meeting our friends.  
\_\_\_\_\_
- 3 They like seing the boats.  
\_\_\_\_\_
- 4 I hate helpping my mother.  
\_\_\_\_\_
- 5 Rob hates carring a briefcase.  
\_\_\_\_\_
- 6 Martha enjoys cooking for her family.  
\_\_\_\_\_
- 7 I like haveing breakfast with my family.  
\_\_\_\_\_
- 8 Sheila loves sleepping in the morning.  
\_\_\_\_\_
- 9 I hate studing in the evening.  
\_\_\_\_\_
- 10 Patricia likes eatting at school.  
\_\_\_\_\_

## ★★★ 5 TRANSLATION Traduci.

- 1 A Jack piace rilassarsi la domenica.  
\_\_\_\_\_
- 2 Odiamo dare gli esami.  
\_\_\_\_\_
- 3 A mia sorella piace ascoltare la musica.  
\_\_\_\_\_
- 4 Sandra ama cenare con i suoi amici.  
\_\_\_\_\_
- 5 A Robert non piace andare a scuola il sabato.  
\_\_\_\_\_
- 6 Non mi piace guardare la televisione la sera.  
\_\_\_\_\_
- 7 A tua nonna piace cucinare?  
\_\_\_\_\_
- 8 Mia fratello odia andare a far spese con mia mamma.  
\_\_\_\_\_
- 9 Mi piace prendere buoni voti negli esami.  
\_\_\_\_\_
- 10 A mio padre non piace lavorare il fine settimana.  
\_\_\_\_\_

# Present simple

Name	_____
Surname	_____
Class	_____
Date	_____

## ★ 1 Scrivi la terza persona singolare dei seguenti verbi.

- 1 carry \_\_\_\_\_
- 2 change \_\_\_\_\_
- 3 do \_\_\_\_\_
- 4 wash \_\_\_\_\_
- 5 take \_\_\_\_\_
- 6 go \_\_\_\_\_
- 7 study \_\_\_\_\_
- 8 have \_\_\_\_\_
- 9 wake \_\_\_\_\_
- 10 live \_\_\_\_\_
- 11 play \_\_\_\_\_
- 12 relax \_\_\_\_\_
- 13 say \_\_\_\_\_
- 14 try \_\_\_\_\_
- 15 watch \_\_\_\_\_

## ★ 2 Sottolinea l'alternativa corretta.

- 1 Alan *leave* / *leaves* for work at eight.
- 2 Francesca *cookes* / *cooks* dinner for her family.
- 3 I *go* / *goes* to school with my friends.
- 4 My dad *get* / *gets* home at half past seven.
- 5 Rob *wake* / *wakes* up at seven o'clock.
- 6 Tom *have* / *has* breakfast in the kitchen.
- 7 We *play* / *plays* on our computer after dinner.
- 8 My sister and I *watch* / *watches* TV in the evening.
- 9 My parents *go* / *goes* to the cinema on Friday evening.
- 10 You *wear* / *wears* a uniform at school.

## ★★ 3 Completa usando la forma corretta dei verbi tra parentesi.

- 1 Jenny and Paul \_\_\_\_\_ (eat) lunch at school.
- 2 Sarah \_\_\_\_\_ (live) in a big house on London Road.
- 3 Mark \_\_\_\_\_ (study) in the afternoon.
- 4 We \_\_\_\_\_ (study) hard for our exam.
- 5 My mother \_\_\_\_\_ (relax) after dinner.
- 6 Patrick and Mary \_\_\_\_\_ (work) in a restaurant.
- 7 The programme \_\_\_\_\_ (finish) at quarter past ten.
- 8 My sister \_\_\_\_\_ (go) to a nice school.
- 9 Jason \_\_\_\_\_ (watch) TV in the evening.
- 10 You \_\_\_\_\_ (speak) English and French.

## ★ 4 Trasforma le frasi alla forma negativa.

- 1 My grandparents live in Manchester.  
\_\_\_\_\_
- 2 Rob walks to work.  
\_\_\_\_\_
- 3 We have breakfast at seven o'clock.  
\_\_\_\_\_
- 4 You wear a smart suit.  
\_\_\_\_\_
- 5 Jason and I go to the same school.  
\_\_\_\_\_
- 6 My sister wears a uniform at school.  
\_\_\_\_\_
- 7 We work in an office.  
\_\_\_\_\_
- 8 My friend lives in a big house.  
\_\_\_\_\_
- 9 John and Caroline play the piano in a band.  
\_\_\_\_\_
- 10 My brother works hard.  
\_\_\_\_\_

## ★ 5 Riordina le parole per formulare delle domande.

- 1 house / live / do / big / in / you / a / ?  
\_\_\_\_\_
- 2 in / does / your / work / an / father / office / ?  
\_\_\_\_\_
- 3 up / do / the / seven / in / you / o'clock / morning / get / at / ?  
\_\_\_\_\_
- 4 wear / does / suit / to / Rob / a / work / ?  
\_\_\_\_\_
- 5 your / school / to / friends / do / walk / ?  
\_\_\_\_\_
- 6 his / does / with / have / Michael / breakfast / family / ?  
\_\_\_\_\_
- 7 like / jobs / do / parents / their / your / ?  
\_\_\_\_\_
- 8 the / homework / do / you / your / in / do / afternoon / ?  
\_\_\_\_\_
- 9 a / Peter / in / work / bank / does / ?  
\_\_\_\_\_
- 10 England / does / come / teacher / from / your / ?  
\_\_\_\_\_

Name _____
Surname _____
Class _____
Date _____

★ 6 Completa le domande con *do* o *does*.

- \_\_\_\_\_ Rob wear a smart suit for work?
- \_\_\_\_\_ you watch TV in the evening?
- \_\_\_\_\_ Brian and Caroline eat dinner at eight?
- \_\_\_\_\_ your mother work in a school?
- \_\_\_\_\_ Peter have lunch at school?
- \_\_\_\_\_ your grandparents live in London?
- \_\_\_\_\_ you do your homework in the evening?
- \_\_\_\_\_ your family have a big breakfast in the morning?
- \_\_\_\_\_ your friends like English food?
- \_\_\_\_\_ Jane study French?

★ 7 Trasforma le frasi alla forma interrogativa.

- Jo works in an office.  
\_\_\_\_\_
- You like English weather.  
\_\_\_\_\_
- Alan drinks coffee in the morning.  
\_\_\_\_\_
- Students in Italy wear a uniform.  
\_\_\_\_\_
- Your grandmother watches TV in the afternoon.  
\_\_\_\_\_
- Your brother plays tennis.  
\_\_\_\_\_
- You have breakfast with your family.  
\_\_\_\_\_
- Susan speaks German.  
\_\_\_\_\_
- Paul and Mary go to school on Saturday.  
\_\_\_\_\_
- Your father likes football.  
\_\_\_\_\_

★★ 8 Formula domande e fornisci risposte brevi come negli esempi.

- you / walk / to school? YES  
**A** *Do you walk to school?* **B** *Yes, I do.*  
 your teacher / come/ from England? NO  
**A** *Does your teacher come from England?*  
**B** *No, she doesn't.*
- your grandparents / live / in a big house ? NO  
\_\_\_\_\_
  - Jason / work / hard? NO  
\_\_\_\_\_
  - Stella / go out / in the evening? YES  
\_\_\_\_\_

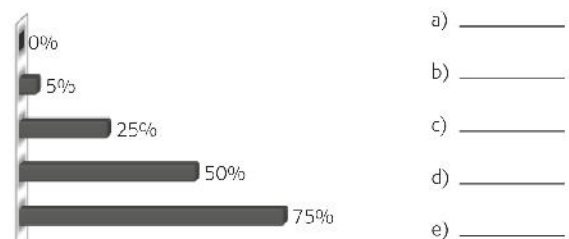
- you / get up / at seven o'clock ? YES  
\_\_\_\_\_
- your friends / play / tennis? YES  
\_\_\_\_\_
- your lessons / finish / at half past one? YES  
\_\_\_\_\_
- Rob / play / on his computer? YES  
\_\_\_\_\_
- your uncle / work / in a bank? NO  
\_\_\_\_\_
- Betty / like / football? NO  
\_\_\_\_\_
- Jason and Mary / have lunch / at home? NO  
\_\_\_\_\_

★★★ 9 Formula domande che corrispondano alle parti sottolineate delle seguenti frasi.

- Ben lives in Edinburgh.  
\_\_\_\_\_
- I study English because I like it.  
\_\_\_\_\_
- Alison watches TV in the evening.  
\_\_\_\_\_
- We see our friends on Saturday afternoon.  
\_\_\_\_\_
- Tim lives with his grandparents.  
\_\_\_\_\_
- We get up at half past seven.  
\_\_\_\_\_
- Sandra comes from Liverpool.  
\_\_\_\_\_
- My parents often go out in the evening.  
\_\_\_\_\_
- We usually walk to school.  
\_\_\_\_\_
- I drink a cup of coffee for breakfast.  
\_\_\_\_\_

★ 10 Riordina le lettere e scrivi gli avverbi di frequenza. Poi colloca al posto giusto nel diagramma.

saylwa ▪ laulsuy ▪ notef ▪ deslom ▪ lerrya ▪ vreen



Name	_____
Surname	_____
Class	_____
Date	_____

★ 11 Riordina le parole per formare delle frasi.

- walk / do / to / you / always / school / ?  
\_\_\_\_\_
- weekends / my / father / works / at / never  
\_\_\_\_\_
- at / I / school / have / rarely / lunch  
\_\_\_\_\_
- usually / when / go / you / on / do / holiday / ?  
\_\_\_\_\_
- out / my / the / go / parents / in / seldom / evening  
\_\_\_\_\_
- late / John / for / rarely / work / is  
\_\_\_\_\_
- foreign / do / eat / you / food / often / ?  
\_\_\_\_\_
- her / Jean / does / the / in / homework / afternoon / never  
\_\_\_\_\_
- in / it / rainy / is / Britain / often  
\_\_\_\_\_
- TV / does / watch / the / grandfather / in / always / your / morning / ?  
\_\_\_\_\_

★★ 12 Riscrivi le frasi inserendo l'avverbio nella posizione corretta.

- I am late for school. (never)  
\_\_\_\_\_
- Caroline meets her boyfriend in the evening. (usually)  
\_\_\_\_\_
- We are happy on holiday. (always)  
\_\_\_\_\_
- What time do you go to bed? (usually)  
\_\_\_\_\_
- My parents don't watch TV in the evening. (often)  
\_\_\_\_\_
- Our bus is late. (rarely)  
\_\_\_\_\_
- My teacher is nice to her students. (always)  
\_\_\_\_\_
- Wendy has got good ideas. (always)  
\_\_\_\_\_
- We go to the cinema on Sunday afternoon. (seldom)  
\_\_\_\_\_
- Does your sister get up early in the morning? (often)  
\_\_\_\_\_

★★★ 13 Riscrivi le frasi correggendo gli errori.

- Pablo doesn't likes English food.  
\_\_\_\_\_
- From where do you come?  
\_\_\_\_\_
- My grandparents don't play never on the computer.  
\_\_\_\_\_
- Barbara studys German and Spanish.  
\_\_\_\_\_
- Ken never is tired in the evening.  
\_\_\_\_\_
- How often it rains in your country?  
\_\_\_\_\_
- We usually don't go out in the evening.  
\_\_\_\_\_
- Jason plaies tennis on Wednesday afternoon.  
\_\_\_\_\_
- When you see your friends?  
\_\_\_\_\_
- School starts at eight o'clock?  
\_\_\_\_\_

★★★ 14 TRANSLATION Traduci.

- Rob si alza alle sette, si lava, si veste e poi va al lavoro.  
\_\_\_\_\_
- Non facciamo mai colazione al mattino.  
\_\_\_\_\_
- Quanto spesso vai al cinema?  
\_\_\_\_\_
- Ad Anna non piace il suo lavoro.  
\_\_\_\_\_
- Con chi vive tuo fratello?  
\_\_\_\_\_
- La lezione di inglese comincia alle dieci e mezzo.  
\_\_\_\_\_
- Dove lavora tua mamma?  
\_\_\_\_\_
- La domenica vado sempre a trovare i miei nonni.  
\_\_\_\_\_
- Che cosa pensi del cibo inglese?  
\_\_\_\_\_
- Di solito non vado a fare spese il sabato.  
\_\_\_\_\_

# Present continuous

Name	_____
Surname	_____
Class	_____
Date	_____

**★ 1** Scrivi la forma in *-ing* di questi verbi.

- 1 cause \_\_\_\_\_
- 2 play \_\_\_\_\_
- 3 sit \_\_\_\_\_
- 4 drink \_\_\_\_\_
- 5 try \_\_\_\_\_
- 6 remove \_\_\_\_\_
- 7 visit \_\_\_\_\_
- 8 write \_\_\_\_\_
- 9 ski \_\_\_\_\_
- 10 put \_\_\_\_\_
- 11 look \_\_\_\_\_
- 12 read \_\_\_\_\_
- 13 study \_\_\_\_\_
- 14 smile \_\_\_\_\_
- 15 stop \_\_\_\_\_
- 16 work \_\_\_\_\_
- 17 come \_\_\_\_\_
- 18 enjoy \_\_\_\_\_
- 19 wear \_\_\_\_\_
- 20 cut \_\_\_\_\_

**★ 2** Completa con la forma affermativa del *Present continuous* dei verbi tra parentesi.

- 1 Mum \_\_\_\_\_ (make) lunch.
- 2 Dad \_\_\_\_\_ (go) to the supermarket.
- 3 John \_\_\_\_\_ (eat) a sandwich.
- 4 My grandparents \_\_\_\_\_ (sit) in the garden.
- 5 Hurry up! The bus \_\_\_\_\_ (leave).
- 6 Mary \_\_\_\_\_ (cut) the tomatoes.
- 7 The boys \_\_\_\_\_ (play) football.
- 8 The students \_\_\_\_\_ (do) an exam.
- 9 Anne \_\_\_\_\_ (write) an e-mail.
- 10 Donna and Michael \_\_\_\_\_ (have) breakfast.

**★★ 3** Correggi le frasi usando la forma negativa e affermativa del *Present continuous* e la parola tra parentesi.

Ruth is wearing a dress. (jeans)  
*Ruth isn't wearing a dress. She's wearing jeans.*

- 1 Caroline is reading a newspaper. (a book).  
 \_\_\_\_\_
- 2 Mum is making a bacon sandwich. (a ham sandwich)  
 \_\_\_\_\_
- 3 I'm watching a children's programme. (a film)  
 \_\_\_\_\_
- 4 The boys are studying French. (English)  
 \_\_\_\_\_
- 5 You are drinking a cola. (a fruit juice)  
 \_\_\_\_\_
- 6 Nick is having breakfast. (lunch)  
 \_\_\_\_\_
- 7 We are going to the cinema. (school)  
 \_\_\_\_\_
- 8 Nick and Andrew are playing football. (basketball)  
 \_\_\_\_\_
- 9 The cat is sleeping on the sofa. (on the chair)  
 \_\_\_\_\_
- 10 I'm writing a letter. (a text message)  
 \_\_\_\_\_

**★★ 4** Completa con la forma affermativa (✓) o negativa (x) del *Present continuous* dei verbi dati.

write ▪ do ▪ eat ▪ wear ▪ wait ▪ play  
 read ▪ speak ▪ watch ▪ enjoy

- 1 Stewart \_\_\_\_\_ a black sweater. (✓)
- 2 Elaine and her brother \_\_\_\_\_ a film. (x)
- 3 Mrs Donaldson \_\_\_\_\_ the conference. (x)
- 4 We \_\_\_\_\_ for the bus. (✓)
- 5 The girls \_\_\_\_\_ their homework. (x)
- 6 Your English friend \_\_\_\_\_ very fast. (✓)
- 7 The teacher \_\_\_\_\_ on the board. (✓)
- 8 The children \_\_\_\_\_ pizza. (✓)
- 9 Timmy \_\_\_\_\_ on the computer. (x)
- 10 Jane \_\_\_\_\_ the newspaper. (x)

Name	_____
Surname	_____
Class	_____
Date	_____

★★★ 5 Osserva il disegno e scrivi che cosa stanno facendo queste persone.



- Paul and Jack \_\_\_\_\_
- Martha \_\_\_\_\_
- Brian \_\_\_\_\_
- Sandra and Alison \_\_\_\_\_
- Sean and Mark \_\_\_\_\_
- Brandy \_\_\_\_\_
- Helen and David \_\_\_\_\_
- Betty \_\_\_\_\_

★★ 6 Scrivi domande e risposte usando il *Present continuous*.

- A** Carol / speak Spanish? **B** No / speak German  
\_\_\_\_\_
- A** Jason and Laura / live in Manchester? **B** No / live in Liverpool  
\_\_\_\_\_
- A** Pauline / use the computer? **B** No / watch a film  
\_\_\_\_\_
- A** Your friends / go to the cinema? **B** No / go to the football match  
\_\_\_\_\_
- A** Pamela / work in an office? **B** No / work in a school  
\_\_\_\_\_
- A** Barbara / visit her parents? **B** No / visit her grandparents  
\_\_\_\_\_
- A** You / drink coffee? **B** No / drink tea  
\_\_\_\_\_
- A** Sandra / learn Japanese? **B** No / learn Chinese  
\_\_\_\_\_
- A** John / listen to music? **B** No / make dinner  
\_\_\_\_\_
- A** You / meet Sarah? **B** No / meet Joe  
\_\_\_\_\_

★★ 7 Formula domande usando le parole date e dai risposte brevi.

- Brian / get washed? Yes  
\_\_\_\_\_
- your friends / arrive / today? No  
\_\_\_\_\_
- mum / make / cake? Yes  
\_\_\_\_\_
- the children / go to bed? No  
\_\_\_\_\_
- you / have / breakfast? No  
\_\_\_\_\_
- dad / cook dinner? Yes  
\_\_\_\_\_
- Frank / leave / for work? Yes  
\_\_\_\_\_
- Mary / carry / a rucksack? No  
\_\_\_\_\_
- Neil / wear / a smart suit? No  
\_\_\_\_\_
- You / use / the computer? Yes  
\_\_\_\_\_

★★★ 8 TRANSLATION Traduci.

- Che cosa stanno facendo i bambini?  
\_\_\_\_\_
- Il signor Johnson non indossa una cravatta.  
\_\_\_\_\_
- Il cane sta giocando in giardino.  
\_\_\_\_\_
- Dove stai andando?  
\_\_\_\_\_
- Che cosa stanno bevendo i tuoi genitori?  
\_\_\_\_\_
- Carla non sta dormendo: sta facendo i compiti.  
\_\_\_\_\_
- Perché Andrea sta sorridendo?  
\_\_\_\_\_
- Patricia e Wendy non stanno studiando: stanno giocando a tennis.  
\_\_\_\_\_
- Che cosa cucina la mamma per pranzo oggi?  
\_\_\_\_\_
- Non stiamo guardando la televisione. Stiamo studiando inglese.  
\_\_\_\_\_

# Present simple and Present continuous

Name \_\_\_\_\_  
 Surname \_\_\_\_\_  
 Class \_\_\_\_\_  
 Date \_\_\_\_\_

★ 1 **Scrivi se la frase è al Present simple (PS) o al Present continuous (PC).**

- 1 Why are you learning English? \_\_\_\_\_
- 2 We usually get up early in the morning. \_\_\_\_\_
- 3 I'm studying for my Spanish test. \_\_\_\_\_
- 4 Tom and Clare always play tennis on Sunday. \_\_\_\_\_
- 5 I never eat meat. \_\_\_\_\_
- 6 They're waiting for the train. \_\_\_\_\_
- 7 What time do you usually have dinner? \_\_\_\_\_
- 8 Jane's having a shower. \_\_\_\_\_
- 9 You're sitting on the sofa. \_\_\_\_\_
- 10 Do they often arrive late for their lessons? \_\_\_\_\_

★★ 2 **Sottolinea l'alternativa corretta.**

- 1 **A** Where's Susan?  
**B** In her room. She *sleeps* / *is sleeping*.
- 2 My sister always *does* / *is doing* her homework in the afternoon.
- 3 My grandparents usually *have* / *are having* coffee for breakfast.
- 4 My father never *cooks* / *is cooking* dinner.
- 5 The children are in the garden. They *play* / *are playing*.
- 6 What *do you listen* / *are you listening* to now?
- 7 Laura is in the kitchen. She *makes* / *is making* a cake.
- 8 Jodie is a teacher. She *works* / *is working* in a school.
- 9 Caroline *wears* / *is wearing* a red dress today.
- 10 What time *do lessons start* / *are lessons starting* at your school?

★★ 3 **Trasforma le frasi in negative (x) o interrogative (?).**

- 1 Jade lives in London. (?) \_\_\_\_\_
- 2 The bus is leaving. (?) \_\_\_\_\_
- 3 Rob has breakfast in the morning. (x) \_\_\_\_\_
- 4 The teacher is writing on the board. (x) \_\_\_\_\_
- 5 This programme finishes at half past eight. (?) \_\_\_\_\_
- 6 I'm going to the supermarket. (x) \_\_\_\_\_
- 7 Your brother works in a school. (?) \_\_\_\_\_
- 8 The students are talking to the teacher. (?) \_\_\_\_\_

9 Paul is using the computer. (x)  
 \_\_\_\_\_

10 Charles goes to bed at eleven. (x)  
 \_\_\_\_\_

★★ 4 **Osserva e completa descrivendo che cosa fanno di solito le persone e che cosa stanno facendo oggi.**



1 Ruth usually wears jeans.



Today, Ruth is wearing a dress.



2 We usually \_\_\_\_\_.



Today, we \_\_\_\_\_.



3 Peter usually \_\_\_\_\_.



Today, Peter \_\_\_\_\_.



4 My grandmother usually \_\_\_\_\_.



Today, my grandmother \_\_\_\_\_.




5 Sheila usually \_\_\_\_\_.



Today, Sheila \_\_\_\_\_.

Name \_\_\_\_\_  
 Surname \_\_\_\_\_  
 Class \_\_\_\_\_  
 Date \_\_\_\_\_



6 John usually \_\_\_\_\_.



Today, John \_\_\_\_\_.



7 Mark and Nick usually \_\_\_\_\_.



Today, Mark and Nick \_\_\_\_\_.



8 Rob usually \_\_\_\_\_.



Today, Rob \_\_\_\_\_.




9 Katherine and Steven usually \_\_\_\_\_.



Today, Katherine and Steven \_\_\_\_\_.



10 The cat usually \_\_\_\_\_.



Today, the cat \_\_\_\_\_.

★★★ 5 Completa con la forma corretta del Present simple o del Present continuous.

- 1 A Where is John?  
 B In the classroom. He \_\_\_\_\_ (talk) to the teacher.
- 2 How often \_\_\_\_\_ you \_\_\_\_\_ (walk) to school?
- 3 I never \_\_\_\_\_ (get) good marks in exams.
- 4 Listen! David \_\_\_\_\_ (play) the piano.
- 5 We \_\_\_\_\_ (meet) our friends in the evening.
- 6 My brother \_\_\_\_\_ (not like) his job.
- 7 Steven always \_\_\_\_\_ (work) hard.
- 8 What \_\_\_\_\_ Mary \_\_\_\_\_ (wear) today?
- 9 I usually \_\_\_\_\_ (have) breakfast with my family.
- 10 A Where's the cat?  
 B It \_\_\_\_\_ (sleep) under the bed.

★★★ 6 TRANSLATION Traduci.

- 1 Che cosa stai scrivendo?  
 \_\_\_\_\_
- 2 I tuoi genitori escono spesso la sera?  
 \_\_\_\_\_
- 3 Donald è in camera sua: sta giocando al computer.  
 \_\_\_\_\_
- 4 Che cosa fai nel fine settimana?  
 \_\_\_\_\_
- 5 Gli studenti non stanno facendo un esercizio.  
 \_\_\_\_\_
- 6 Di solito faccio i compiti dopo cena.  
 \_\_\_\_\_
- 7 Dove stanno andando Clive e Tessa?  
 \_\_\_\_\_
- 8 I bambini non stanno dormendo: stanno guardando la televisione.  
 \_\_\_\_\_
- 9 Di solito vai a scuola a piedi?  
 \_\_\_\_\_
- 10 Caroline sta parlando con l'insegnante?  
 \_\_\_\_\_

# Past simple: *to be* and *can*

Name	_____
Surname	_____
Class	_____
Date	_____

## ★ 1 Sottolinea l'alternativa corretta.

- Dave and Robbie *was / were* in a band.
- Noemi *was / were* very confident and determined.
- Where *was / were* you at ten o'clock yesterday?
- My grandparents *weren't / wasn't* very rich.
- Was / Were* you at home last night?
- Mastroianni *was / were* a famous Italian actor.
- My mother *wasn't / weren't* very musical.
- The students *wasn't / weren't* at school this morning.
- Was / Were* your father shy?
- The film *was / were* really boring.

## ★ 2 Riordina le parole per formare delle frasi.

- in / Annie Lennox / was / band / a  
\_\_\_\_\_
- not / the / was / very / programme / interesting  
\_\_\_\_\_
- London / Patricia / in / yesterday / was  
\_\_\_\_\_
- very / the / difficult / Maths / was / test / ?  
\_\_\_\_\_
- home / were / last / your / at / grandparents / night / ?  
\_\_\_\_\_
- expensive / these / not / jeans / very / were  
\_\_\_\_\_
- concert / was / the / good / ?  
\_\_\_\_\_
- a / Jake / a / was / waiter / restaurant / in  
\_\_\_\_\_
- at / my / good / mother / Maths / was / not  
\_\_\_\_\_
- spiders / were / of / you / afraid / ?  
\_\_\_\_\_

## ★★ 3 Usa le parole date per formulare domande al passato, poi dai risposte brevi.

- your father / musical? No  
\_\_\_\_\_
- the programme / boring? Yes  
\_\_\_\_\_
- you at school / this morning? Yes  
\_\_\_\_\_
- his family / rich? No  
\_\_\_\_\_
- Robbie and Matt / in a band? No  
\_\_\_\_\_
- your grandfather's first car / red? Yes  
\_\_\_\_\_

- you / happy / yesterday? No  
\_\_\_\_\_
- the film / interesting? Yes  
\_\_\_\_\_
- you / at the cinema? No  
\_\_\_\_\_
- the students / at school? Yes  
\_\_\_\_\_

## ★★ 4 Completa con il Past simple di *to be* o di *can*.

- Jason \_\_\_\_\_ use the computer when he \_\_\_\_\_ five.
- My brother \_\_\_\_\_ in Manchester yesterday.
- There \_\_\_\_\_ fifty people at Clare's party.
- \_\_\_\_\_ Amanda speak French when she \_\_\_\_\_ a child?
- The concert \_\_\_\_\_ very good.
- My mother \_\_\_\_\_ play the piano when she \_\_\_\_\_ at school.
- What \_\_\_\_\_ her first film?
- My grandparents \_\_\_\_\_ teachers.
- Tom \_\_\_\_\_ swim very well when he \_\_\_\_\_ a teenager.
- \_\_\_\_\_ you play any musical instruments?

## ★★★ 5 TRANSLATION Traduci.

- I suoi genitori erano piuttosto poveri.  
\_\_\_\_\_
- Sapevi giocare a tennis quando avevi sette anni?  
\_\_\_\_\_
- Tuo padre era bravo in matematica quando era a scuola?  
\_\_\_\_\_
- Tua sorella sapeva parlare tedesco quando era piccola?  
\_\_\_\_\_
- I miei amici non erano con me in biblioteca.  
\_\_\_\_\_
- Non sapevo cucinare quando ero giovane.  
\_\_\_\_\_
- Eravate a casa ieri sera?  
\_\_\_\_\_
- Mia sorella non aveva paura dei cani.  
\_\_\_\_\_
- I tuoi genitori sapevano sciare?  
\_\_\_\_\_
- Cathy sapeva suonare due strumenti musicali, ma non sapeva cantare o recitare.  
\_\_\_\_\_

# Past simple: all forms

Name	_____
Surname	_____
Class	_____
Date	_____

## ★ 1 Riscrivi le frasi usando la forma affermativa del Past simple e le parole date tra parentesi.

The course starts on Monday. (last Monday)

*The course started last Monday.*

- 1 We play tennis with Nick and Sarah every week.  
(last week / Tom and Sue)
- \_\_\_\_\_

- 2 Joe and Dan usually go to a Chinese restaurant.  
(yesterday / Indian restaurant)
- \_\_\_\_\_

- 3 My father usually finishes work at half past five.  
(today / half past seven)
- \_\_\_\_\_

- 4 Andrea always has a cup of tea for breakfast.  
(this morning / cup of coffee)
- \_\_\_\_\_

- 5 Peter celebrates his 16<sup>th</sup> birthday on Wednesday.  
(last Wednesday)
- \_\_\_\_\_

- 6 Jennifer does her homework in the evening.  
(today / in the afternoon)
- \_\_\_\_\_

- 7 My grandparents spend their holidays in France  
every summer. (last summer / Portugal)
- \_\_\_\_\_

- 8 We watch a film on TV every Sunday.  
(last Saturday)
- \_\_\_\_\_

- 9 I usually cycle to school. (this morning / walk)
- \_\_\_\_\_

- 10 Sandra lives in Manchester.  
(three years ago / Paris)
- \_\_\_\_\_

## ★ 2 Trasforma le frasi affermative in negative e viceversa.

- 1 I watched TV last night.
- \_\_\_\_\_

- 2 We didn't see Paul at the party.
- \_\_\_\_\_

- 3 My brother didn't do his homework.
- \_\_\_\_\_

- 4 Mary had her driving test this morning.
- \_\_\_\_\_

- 5 Steven didn't like the film.
- \_\_\_\_\_

- 6 We met our friends in town.
- \_\_\_\_\_

- 7 She started secondary school in 1997.
- \_\_\_\_\_

- 8 Fred and Rose got up at six o'clock.
- \_\_\_\_\_

- 9 Peter didn't go to university.
- \_\_\_\_\_

- 10 We played tennis with Mark and Roger.
- \_\_\_\_\_

## ★ 3 Volgi le frasi alla forma interrogativa.

- 1 She passed her A-Levels.
- \_\_\_\_\_

- 2 You went to the party.
- \_\_\_\_\_

- 3 They had lunch together.
- \_\_\_\_\_

- 4 Jason bought a red rucksack.
- \_\_\_\_\_

- 5 Your mother drove to work.
- \_\_\_\_\_

- 6 You got a good mark in your Maths test.
- \_\_\_\_\_

- 7 Toby liked your present.
- \_\_\_\_\_

- 8 Jasmine did her homework after dinner.
- \_\_\_\_\_

- 9 Ben watched the football match on TV.
- \_\_\_\_\_

- 10 You had a shower this morning.
- \_\_\_\_\_

## ★ 4 Volgi le frasi alla forma negativa e sostituisci le parole sottolineate con quelle date tra parentesi. Segui l'esempio dato.

The concert started at ten o'clock. (half past nine)

*The concert didn't start at half past nine.*

- 1 I had a glass of orange juice for breakfast. (cola)

- 2 John got up at half past six. (half past seven)

- 3 Mum cooked dinner last night. (Dad)

- 4 I met Sue at the bus stop. (Charles)

- 5 We watched a film last night. (sports programme)

- 6 My friends spent their holidays in England last year.  
(Greece)

- 7 Steven saw Jackie at school yesterday.  
(supermarket)

- 8 They drove to Liverpool last Sunday. (Friday)

- 9 My grandparents travelled to France by plane. (train)

- 10 We went to the cinema with Nick. (Jane)

Name	_____
Surname	_____
Class	_____
Date	_____

★★ 5 Usa le parole per formulare domande al Past simple e dai risposte brevi.

- you / do / your homework / yesterday afternoon? Yes  
\_\_\_\_\_
- Paul and Mary / have / dinner / together? Yes  
\_\_\_\_\_
- Stella / send / you / an email? No  
\_\_\_\_\_
- you / watch / TV last night? Yes  
\_\_\_\_\_
- Sandra / pass / her driving test? No  
\_\_\_\_\_
- Tom / come to / your party? No  
\_\_\_\_\_
- your mother / study / French / at school? No  
\_\_\_\_\_
- the lesson / finish / at half past three? No  
\_\_\_\_\_
- Tom / find / his mobile phone? Yes  
\_\_\_\_\_
- the students / talk to / the teacher? Yes  
\_\_\_\_\_

★★ 6 Completa con la forma corretta del Past simple dei verbi tra parentesi.

- \_\_\_\_\_ Martha \_\_\_\_\_ (pass) her exam?
- What \_\_\_\_\_ you \_\_\_\_\_ (have) for dinner?
- I \_\_\_\_\_ (not have) a shower this morning.
- \_\_\_\_\_ you \_\_\_\_\_ (see) your friends last weekend?
- Ben \_\_\_\_\_ (not go) to school yesterday.
- \_\_\_\_\_ you \_\_\_\_\_ (like) the concert ?
- I \_\_\_\_\_ (not stay) at home last night.
- Elaine \_\_\_\_\_ (not go) to university.
- What \_\_\_\_\_ you \_\_\_\_\_ (buy) at the supermarket?
- They \_\_\_\_\_ (not walk) to school.

★★ 7 Scrivi delle domande usando le parole date e completa le risposte con il Past simple del verbo usato nella domanda. Segui l'esempio dato.

You / get up late this morning?  
Did you get up late this morning?  
No, I didn't. I got up early.

- You / buy these jeans on the Internet?  
\_\_\_\_\_  
No, I didn't. I \_\_\_\_\_ them in a shop in Clarence Street.
- Martin / study German?  
\_\_\_\_\_  
No, he didn't. He \_\_\_\_\_ Spanish.

- you / watch TV last night?  
\_\_\_\_\_  
Yes, I did. I \_\_\_\_\_ a film with Johnny Depp.
- Jodie / pass her driving test?  
\_\_\_\_\_  
Yes, she did. She \_\_\_\_\_ it last week.
- Mark and Clare / spend their holidays with their parents?  
\_\_\_\_\_  
No, they didn't. They \_\_\_\_\_ their holidays with their friends.
- you / have lunch with Jason?  
\_\_\_\_\_  
Yes, I did. We \_\_\_\_\_ lunch in a nice Japanese restaurant.
- Paul / send you an email?  
\_\_\_\_\_  
Yes, he did. He \_\_\_\_\_ me an email last night.
- you / find your calculator?  
\_\_\_\_\_  
Yes, I did. I \_\_\_\_\_ it in my rucksack.
- Rachel / go to university?  
\_\_\_\_\_  
Yes, she did. She \_\_\_\_\_ to Oxford University.
- The lesson / finish at half past three?  
\_\_\_\_\_  
No, it didn't. It \_\_\_\_\_ at half past four.

★★★ 8 Scrivi domande adeguate alla parte sottolineata delle risposte.

- \_\_\_\_\_ I deleted an email.
- \_\_\_\_\_ We went to the cinema with Carla and Amanda.
- \_\_\_\_\_ Jason arrived yesterday.
- \_\_\_\_\_ I went to the supermarket to buy some food.
- \_\_\_\_\_ Sandra met Clare in town.
- \_\_\_\_\_ Pat went to school by bike.
- \_\_\_\_\_ The film started at half past ten.
- \_\_\_\_\_ Paul studied all day because he had an exam.
- \_\_\_\_\_ I got my first job in 1982.
- \_\_\_\_\_ We watched a good film on TV last night.

Name _____
Surname _____
Class _____
Date _____

★★★ 9 Completa le frasi con la forma corretta del Past simple dei verbi dati.

buy ▪ do ▪ go ▪ have ▪ learn ▪ leave  
meet ▪ play ▪ send ▪ wear

- 1 People \_\_\_\_\_ colourful clothes in the 1980s
- 2 Sylvia \_\_\_\_\_ lunch because she wasn't hungry.
- 3 John \_\_\_\_\_ his first computer in 1995.
- 4 I \_\_\_\_\_ tennis last Wednesday because I was very busy.
- 5 Steven \_\_\_\_\_ school when he was 16.
- 6 The teacher was very angry with me because I \_\_\_\_\_ my homework.
- 7 Pauline \_\_\_\_\_ ten emails last night.
- 8 Carla \_\_\_\_\_ French at secondary school.
- 9 Walter \_\_\_\_\_ Katherine when they were at university.
- 10 Anthony \_\_\_\_\_ to school yesterday because he was ill.

- 8 A Hai invitato Ted alla tua festa?  
B Sì, l'ho invitato ma lui non è venuto.

- 9 A Che cosa hai fatto questa mattina?  
B Mi sono svegliato tardi, ho fatto colazione e ho letto il giornale.

- 10 A Ti è piaciuto il film?  
B No, era molto noioso.

★★★ 10 TRANSLATION Traduci.

- 1 Ruth ha finito la scuola quando aveva 16 anni.  
\_\_\_\_\_
- 2 A Sei andata al cinema ieri sera?  
B No, sono rimasta a casa e ho guardato la televisione.  
\_\_\_\_\_
- 3 A Quando hai comperato il tuo primo cellulare?  
B L'ho comperato sei anni fa.  
\_\_\_\_\_
- 4 A Dove siete andati lo scorso fine settimana?  
B Siamo andati a Londra con i nostri amici.  
\_\_\_\_\_
- 5 John non è venuto a scuola oggi perché non si sentiva bene.  
\_\_\_\_\_
- 6 A A che ora è finito il concerto?  
B È finito a mezzanotte.  
\_\_\_\_\_
- 7 A Perché non hai fatto i compiti di inglese?  
B Non ho avuto tempo, ma ho fatto tutti gli esercizi di matematica.  
\_\_\_\_\_  
\_\_\_\_\_

# Past continuous

Name	_____
Surname	_____
Class	_____
Date	_____

## ★ 1 Riordina le parole per formare delle frasi.

- the / we / arrived / answers / when / copying / teacher / the / were  
\_\_\_\_\_
- TV / when / a / was / she / heard / watching / Helen / noise  
\_\_\_\_\_
- an / he / Ted / accident / was / because / not / had / looking  
\_\_\_\_\_
- going / saw / where / were / when / you / in / I / you / town / ?  
\_\_\_\_\_
- Michael / off / I / while / I / getting / the / saw / bus / was  
\_\_\_\_\_
- with / when / his / Jack / staying / thief / friends / a / stole / was / bike  
\_\_\_\_\_
- her / who / Susan / yesterday / talking / when / we / was / saw / to / ?  
\_\_\_\_\_
- not / the / to / listening / students / the / were / teacher  
\_\_\_\_\_
- robbers / the / I / two / waiting / when / bus / I / for / saw / was / the  
\_\_\_\_\_
- 200 / was / when / the / crashed / he / driving / he / km / car / at / hour / an  
\_\_\_\_\_

## ★★ 2 Completa le frasi con le parole e la forma corretta del Past continuous dei verbi tra parentesi.

- What \_\_\_\_\_ (Elaine and Caroline / do) in that shop?
- I \_\_\_\_\_ (drive) home at seven o'clock in the evening.
- Where \_\_\_\_\_ (you / go) yesterday afternoon?
- Mary and Lionel \_\_\_\_\_ (live) in Washington at the time.
- What did the teacher say? I \_\_\_\_\_ (not listen).
- Steven \_\_\_\_\_ (sleep) when I left home.
- The lift \_\_\_\_\_ (not work) this morning.
- When we arrived home mum \_\_\_\_\_ (cook) dinner.
- It \_\_\_\_\_ (snow) when I woke up.
- Why \_\_\_\_\_ (your father / complain) to the police officer?

## ★★ 3 Formula domande al Past continuous usando i suggerimenti dati. Poi rispondi seguendo gli esempi.

A you / watch TV / 8.00 p.m.?

B No / have dinner

Were you watching TV at eight o'clock?

No, I wasn't. I was having dinner.

A Sally / do / homework / 8.00 a.m.?

B Yes

Was Sally doing her homework at eight o'clock?

Yes, she was.

- A your friends / play tennis / 4.30 p.m.  
B No / study / English
- A Jennifer / work / 10.30?  
B Yes
- A Donald and Eddie / have breakfast / seven o'clock?  
B No / sleep
- A Robert / drive / work / 8.15?  
B Yes
- A it / rain / yesterday morning?  
B Yes
- A your father / watch / TV / 9.30 p.m.?  
B No / read / book
- A Steven and Chris / walk / school / 8.30 a.m.?  
B Yes
- A Simon / eat / sandwich / 12.15?  
B No / drink / coffee
- A The students / do / exam / yesterday morning?  
B Yes
- A Lisa / write / email / 4.30?  
B No / text / friend

## ★★★ 4 TRANSLATION Traduci.

- Dove stavate andando tu e Jack ieri mattina?
- Stavamo parlando del nuovo insegnante di francese.
- Che cosa stavano facendo i tuoi amici ieri pomeriggio?
- Stavo leggendo mentre mia sorella guardava la televisione.
- Mary stava riordinando la sua stanza mentre la mamma cucinava.
- Stava nevicando a Liverpool questa mattina?
- Che cosa stava facendo Andrea in biblioteca?
- Stavi facendo i compiti ieri sera alle nove?
- Non stavo navigando in Internet: stavo parlando con mio papà.
- Sai perché Marisa stava parlando con l'insegnante?

# Past simple and Past continuous

Name	_____
Surname	_____
Class	_____
Date	_____

## ★ 1 Sottolinea l'alternativa corretta.

- 1 I *was losing* / *lost* my mobile phone while I *was jogging* / *jogged* in the park.
- 2 Jason *was going* / *went* to the supermarket when I *was seeing* / *saw* him.
- 3 Lucy *was having* / *had* lunch when her boyfriend *was calling* / *called* her.
- 4 My friends *were arriving* / *arrived* while I *was having* / *had* a shower.
- 5 Nick *was cooking* / *cooked* when the telephone *was ringing* / *rang*.
- 6 Robert *was driving* / *drove* to work, when the police *were stopping* / *stopped* him.
- 7 Tony and Dan *were playing* / *played* tennis when it *was starting* / *started* to rain.
- 8 When Ted *was leaving* / *left* home this morning, I *was sleeping* / *slept*.
- 9 Tricia *was living* / *lived* in London when she *was meeting* / *met* her future husband.
- 10 We *were seeing* / *saw* Mark while we *were shopping* / *shopped* in town.

## ★★ 2 Completa le frasi con le parole e la forma corretta del Past continuous o Past simple dei verbi tra parentesi.

- 1 Dad \_\_\_\_\_ (wash) the car when his boss \_\_\_\_\_ (call) him.
- 2 Who \_\_\_\_\_ (you / talk) to when I \_\_\_\_\_ (see) you in the school canteen?
- 3 Susan \_\_\_\_\_ (listen) to music when she \_\_\_\_\_ (receive) an SMS from Jake.
- 4 We \_\_\_\_\_ (cross) the road when the accident \_\_\_\_\_ (happen).
- 5 I \_\_\_\_\_ (wear) a warm jacket because it \_\_\_\_\_ (be) very cold.
- 6 The students \_\_\_\_\_ (do) a test when the bell \_\_\_\_\_ (ring).
- 7 We \_\_\_\_\_ (listen) to the news when they \_\_\_\_\_ (interrupt) the programme.
- 8 What \_\_\_\_\_ (the children / do) when dad \_\_\_\_\_ (arrive) home?
- 9 I \_\_\_\_\_ (eat) a pizza when I \_\_\_\_\_ (drop) some tomato on my shirt.
- 10 Alan \_\_\_\_\_ (have) dinner when someone \_\_\_\_\_ (knock) at the door.

## ★★ 3 Scrivi frasi complete usando i suggerimenti dati.

- 1 Sam and Meg / meet / while / study / Boston
- 2 what / the students / do / when / teacher / arrive / ?
- 3 I / play / computer games / when / you / call
- 4 when / we / arrive / restaurant / our friends / already eat
- 5 David / hurt / leg / while / play / rugby
- 6 Betty / find / old photograph / her family / while / she / do / housework
- 7 Nick / walk / park / when / he / find / wallet
- 8 I / surf / Internet / when / computer / stop working
- 9 who / you / see / while / you / do the shopping / ?
- 10 it / not rain / when / we / leave / home / this morning

## ★★ 4 Collega una frase (1-6) della colonna A con una frase (a-f) della colonna B. Poi scrivi frasi con il Past continuous e il Past simple.

A	B
1 Mary (have) lunch with Steve	a the TV (stop) working
2 John (cross) the road	b they (come) out of the bank
3 Sam and Karl (drive) to London	c the car (hit) him
4 Jack and Clare (watch) a film	d his girlfriend (see) them
5 We (shop) in town	e their car (break down)
6 The police (arrest) the robbers	f we (meet) our English teacher

## ★★ 5 TRANSLATION Traduci.

- 1 Quando mi hai visto ieri stavo andando al cinema.
- 2 Linda si è tagliata mentre stava cucinando.
- 3 Stavo navigando in Internet quando ho trovato un sito interessante.
- 4 Mentre facevamo jogging al parco ha cominciato a nevicare.
- 5 Nathan stava salendo sull'autobus quando il suo zainetto si è rotto.
- 6 Che cosa stavi leggendo quando eri in biblioteca?
- 7 Quando mia madre è arrivata non stavo facendo i compiti: stavo ascoltando musica.
- 8 Sylvia ha fatto un incidente perché non stava guardando la strada.
- 9 Il sole splendeva quando siamo andati a fare una passeggiata.
- 10 Stavi dormendo quando il ladro è entrato in casa?

# Comparatives and superlatives

Name	_____
Surname	_____
Class	_____
Date	_____

## ★ 1 Scrivi la forma comparativa dei seguenti aggettivi.

- 1 intelligent \_\_\_\_\_
- 2 quick \_\_\_\_\_
- 3 good \_\_\_\_\_
- 4 easy \_\_\_\_\_
- 5 fat \_\_\_\_\_
- 6 important \_\_\_\_\_
- 7 old fashioned \_\_\_\_\_
- 8 nice \_\_\_\_\_
- 9 elegant \_\_\_\_\_
- 10 slim \_\_\_\_\_

## ★ 2 Sottolinea l'alternativa corretta.

- 1 Your computer is *better* / *gooder* than my computer.
- 2 The sitting room is *brighter* / *more bright* than the bedroom.
- 3 English is *difficulter* / *more difficult* than Italian.
- 4 Reality shows are *boringer* / *more boring* than quiz shows.
- 5 Planes are *faster* / *more fast* than trains.
- 6 Paula is *nicer* / *niceer* than Wendy.
- 7 My room is *tidier* / *tidyer* than your room.
- 8 Jason is *slimer* / *slimmer* than Nick.
- 9 Milan is *more far* / *further* from Naples than Rome.
- 10 My mobile is *cheaper* / *cheapper* than Alan's mobile.

## ★★ 3 Completa con i comparativi di maggioranza degli aggettivi tra parentesi.

- 1 French is \_\_\_\_\_ (easy) than English.
- 2 Sofas are \_\_\_\_\_ (comfortable) than chairs.
- 3 Your laptop is \_\_\_\_\_ (modern) than my laptop.
- 4 Patrick is \_\_\_\_\_ (tall) than me.
- 5 Snowboarding is \_\_\_\_\_ (dangerous) than football.
- 6 Turin is \_\_\_\_\_ (far) from Rome than from Milan.
- 7 My father is \_\_\_\_\_ (old) than my mother.
- 8 I'm \_\_\_\_\_ (bad) at Maths than you.
- 9 Italy is \_\_\_\_\_ (hot) than Britain in summer.
- 10 I think Sue is \_\_\_\_\_ (intelligent) than her brother.

## ★★ 4 Completa usando la forma comparativa degli aggettivi dati.

slow ▪ boring ▪ bad ▪ modern ▪ cheap  
long ▪ cold ▪ short ▪ easy ▪ old

- 1 Your trainers cost only £10. They were \_\_\_\_\_ than my trainers.
- 2 Milan is \_\_\_\_\_ than Naples in winter.
- 3 The Po is \_\_\_\_\_ than the Thames.
- 4 Buses are \_\_\_\_\_ than the underground.
- 5 Whiteboards are \_\_\_\_\_ than blackboards.
- 6 In winter days are \_\_\_\_\_ than in summer.
- 7 You always get top marks in Maths and I always get bad marks. I'm \_\_\_\_\_ than you at Maths.
- 8 The Pyramids are \_\_\_\_\_ than Big Ben.
- 9 All the students passed the exam. I think it was \_\_\_\_\_ than the last exam.
- 10 I don't like cricket. I think it's \_\_\_\_\_ than football.

## ★★★ 5 Scrivi delle frasi confrontando i dati. Usa i comparativi degli aggettivi tra parentesi.

- 1 My rucksack is three kilos. Your rucksack is one kilo. (heavy)  
\_\_\_\_\_
- 2 Sandra's house is three miles from school. Dave's house is two miles from school. (far)  
\_\_\_\_\_
- 3 I bought my mobile three weeks ago. You bought your mobile three months ago. (modern)  
\_\_\_\_\_
- 4 Ann was born in 1994. Bob was born in 1997. (old)  
\_\_\_\_\_
- 5 Phil is 1.70 m tall. Steven is 1.80 m tall. (short)  
\_\_\_\_\_
- 6 Brenda is a size 10. Diana is a size 12. (slim)  
\_\_\_\_\_
- 7 My book is 350 pages. Your book is 260 pages. (long)  
\_\_\_\_\_
- 8 The temperature in Palermo is 35° C. The temperature in Venice is 26° C. (hot)  
\_\_\_\_\_
- 9 Your camera cost £140. My camera cost £75. (expensive)  
\_\_\_\_\_
- 10 Tom's house has five bedrooms. Alan's house has two bedroom. (big)  
\_\_\_\_\_

# Countable and uncountable nouns with *some* and *any*

Name	_____
Surname	_____
Class	_____
Date	_____

**★ 1** **Scrivi le parole date nella colonna giusta.**

bag ▪ lettuce ▪ sausage ▪ sandwich ▪ crisp ▪ butter ▪ ham  
milk ▪ bottle ▪ bread ▪ mushroom ▪ potato ▪ fruit ▪ food  
carton ▪ burger ▪ sugar ▪ cheese ▪ jar ▪ minute

Sostantivi numerabili	Sostantivi non-numerabili

**★ 2** **Sottolinea l'alternativa corretta.**

- 1 There's *a / some / any* chocolate, but there are *a / any / no* biscuits.
- 2 We've got *an / any / some* fruit juice in the fridge.
- 3 Is there *a / any / some* cheese for the pizza?
- 4 There aren't *any / no / some* tomatoes in the salad.
- 5 Are there *a / an / any* eggs?
- 6 There's *a / any / some* carton of milk on the table.
- 7 We need *a / an / some* ham for the sandwiches.
- 8 We've got *a / an / some* sausage, but we've got *a / any / no* peanut butter.

**★★ 3** **Completa con *a, an, some, any, no*.**

- 1 Susan can't boil \_\_\_\_\_ egg, but she can make \_\_\_\_\_ sandwich.
- 2 Peter is allergic to \_\_\_\_\_ food.
- 3 Can I have \_\_\_\_\_ bottle of water, please?
- 4 There are \_\_\_\_\_ apples: we need to buy \_\_\_\_\_.
- 5 We haven't got \_\_\_\_\_ cola, but we've got \_\_\_\_\_ fruit juice.
- 6 My grandmother always takes her tea with \_\_\_\_\_ milk.
- 7 We don't need \_\_\_\_\_ onions for the sauce.

**★★ 4** **Riscrivi le frasi mettendo al plurale le parole sottolineate e modificando dove necessario.**


- 1 Is there a tomato in the fridge?  
\_\_\_\_\_
- 2 There's an egg for the omelette.  
\_\_\_\_\_
- 3 I've got an English book.  
\_\_\_\_\_
- 4 There isn't an apple for the cake.  
\_\_\_\_\_
- 5 Is there a supermarket in your town?  
\_\_\_\_\_
- 6 There's a bag of crisps on the table.  
\_\_\_\_\_
- 7 There isn't a Chinese restaurant in the city centre.  
\_\_\_\_\_
- 8 There's a new student in my class.  
\_\_\_\_\_
- 9 Clare always has a biscuit for breakfast.  
\_\_\_\_\_
- 10 Is there a banana?  
\_\_\_\_\_

**★★★ 5** **TRANSLATION Traduci.**

- 1 Abbiamo del formaggio, del prosciutto e dei pomodori.  
\_\_\_\_\_
- 2 Non abbiamo pane: non possiamo fare dei panini.  
\_\_\_\_\_
- 3 C'è del caffè per colazione?  
\_\_\_\_\_
- 4 Abbiamo bisogno di patate e di insalata.  
\_\_\_\_\_
- 5 Non c'è frutta: abbiamo bisogno di mele, banane e limoni.  
\_\_\_\_\_
- 6 Non ho del succo di frutta, ma ho dell'acqua.  
\_\_\_\_\_
- 7 Abbiamo delle uova a casa?  
\_\_\_\_\_
- 8 Dove è il latte? Non ce n'è nel frigo.  
\_\_\_\_\_
- 9 Posso avere una scatoletta di tonno, per favore?  
\_\_\_\_\_
- 10 Ci sono delle salsicce, ma non c'è del pesce.  
\_\_\_\_\_



## London museums



### GLOSSARY

- |  |  |
|--|--|
| <b>1</b> <i>to span</i><br>comprendere     | <b>4</b> <i>talk</i><br>conferenze     |
| <b>2</b> <i>to cope with</i><br>affrontare | <b>5</b> <i>lecture</i><br>conferenza  |
| <b>3</b> <i>wax</i><br>cera                | <b>6</b> <i>to enrol</i><br>iscriversi |

**T**here are hundreds of museums in London. Visitors often ask how much the entrance fee is. The answer is – nothing. Many of the best museums are free. Fees are charged only for special exhibitions. Do you have to book? No, visitors only have to book for special exhibitions. The London museums cover a wide range of tastes and interests.

### The British Museum

It is one of the world's oldest museums and was founded in 1773. It spans<sup>1</sup> two million years of human history and the renovated building is a work of art in itself. First-time visitors usually want to see the Egyptian mummies and the the Rosetta Stone. There are many permanent exhibitions. 'Living and Dying' explores how people throughout history have diagnosed and treated disease and coped<sup>2</sup> with death.

Visitors can stop for a coffee or for lunch at the Great Court Restaurant, which is set beneath the spectacular glass roof of the museum.

### South Kensington Museums

There are three large and very important museums near South Kensington tube station: the Victoria and Albert (V&A), the Natural History Museum and the Science Museum. The **V&A** is the world's largest museum of decorative arts and design. The **Natural History Museum** is popular for the enormous dinosaurs exhibited there and the **Science Museum** houses an impressive collection of aircraft and space technology.

### Madame Tussauds

At Madame Tussauds there are more than 300 wax<sup>3</sup> figures and you can stand next to the world's most iconic figures and walk down the red carpet with Johnny Depp and Benedict Cumberbatch. You can explore the sports area with Usain

### 1 Leggi il testo e rispondi alle domande.

- 1 How much is the entrance fee to most London museums?
- 2 When was the British Museum founded?
- 3 What do first-time visitors want to see at the British Museum?
- 4 Where can you see enormous dinosaurs?
- 5 What does the Science Museum house?
- 6 How much is an adult ticket to Madame Tussauds?
- 7 What time does the ticket desk close at Tate Modern?
- 8 What can visitors buy at Tate Modern shop?

### TRAVEL DICTIONARY

#### 2 Abbina i vocaboli (1-7) tratti dal testo alle definizioni (a-g).

- |  |   |
|--|---|
| 1 <input type="checkbox"/> exhibition  | 5 <input type="checkbox"/> portrait     |
| 2 <input type="checkbox"/> audio guide | 6 <input type="checkbox"/> to house     |
| 3 <input type="checkbox"/> masterpiece | 7 <input type="checkbox"/> entrance fee |
| 4 <input type="checkbox"/> painting    |   |
- a** a charge for admission  
**b** a public display of works of art  
**c** to keep in a museum  
**d** recorded information for visitors at a museum  
**e** a work of extraordinary skill  
**f** a painting or drawing of a person's head and shoulders  
**g** a painted picture

## Cities of the UK

### MANCHESTER



Manchester is one of the major cities in the north-west of England. Its history can be traced back two millennia, the first settlement being a Roman fort built in 79 AD in the area of Castleford. Here there are cobbled<sup>1</sup> streets and brick<sup>2</sup> warehouses and the world's oldest industrial canal. The canals are a reminder of the city's history of textiles and trade.

#### BUSY BEE

In 1842 seven bees were incorporated into the city's coat of arms<sup>3</sup>. Bees are well-known for their industriousness, perseverance and teamwork and for the highly organised social order of the beehive<sup>4</sup>. During the Industrial Revolution Manchester was a hive of activity. Many citizens worked hard in its mills<sup>5</sup> and factories.

#### ART AND CULTURE

The revitalised Salford Quays Dockyards now houses the Imperial War Museum North and the Lowry Cultural Centre which has the largest collection of art work by LS Lowry, one of the most loved British artists of the 20<sup>th</sup> century.

#### EATING OUT

There are new restaurants popping up<sup>6</sup> all over the city. The Rusholme Curry Mile is world famous because there are over 70 Indian restaurants and take-aways. They are open until late so they are popular with students.

#### SPORT

Manchester is also famous for its two premier league football teams – Manchester United and Manchester City.



#### GLOSSARY

- 1 *cobbled*  
acciottolato
- 2 *brick*  
mattone
- 3 *coat of arms*  
stemma
- 4 *beehive*  
alveare
- 5 *mill*  
mulino
- 6 *to pop up*  
spuntare
- 7 *to blend*  
mescolare
- 8 *overflowing*  
traboccante

#### 1 Leggi il testo e rispondi alle domande.

- 1 When was the first settlement built in Manchester?
- 2 What are the canals a reminder of?
- 3 What has been incorporated into the city's coat of arms?
- 4 Where did many citizens work during the Industrial Revolution?
- 5 Who was LS Lowry?
- 6 Why do many people take the ferry in Liverpool?
- 7 What can you do at Albert Dock?
- 8 What can you discover on a Magical Mystery Tour?

#### TRAVEL DICTIONARY

#### 2 Abbina i vocaboli (1-6) tratti dal testo alle definizioni (a-f).

- |                                      |                                     |
|--------------------------------------|-------------------------------------|
| 1 <input type="checkbox"/> warehouse | 4 <input type="checkbox"/> to house |
| 2 <input type="checkbox"/> quays     | 5 <input type="checkbox"/> ride     |
| 3 <input type="checkbox"/> dockyard  | 6 <input type="checkbox"/> hotspot  |

- a where boats are loaded and unloaded
- b to contain or accommodate
- c a large building containing goods
- d a place of significant activity
- e an area with facilities for building, repairing or dry-docking ships
- f a journey made in a vehicle