



Ministero dell'Istruzione e del Merito  
Istituto Statale Istruzione Superiore  
**Cipriano FACCHINETTI**



**Istruzione Tecnica** - MECCANICA E MECCATRONICA - ENERGIA - INFORMATICA E TELECOMUNICAZIONI - SISTEMA MODA  
CHIMICA DEI MATERIALI - BIOTECNOLOGIE AMBIENTALI - COSTRUZIONI, AMBIENTE E TERRITORIO - AUTOMAZIONE  
**Istruzione Professionale** - MANUTENZIONE E ASSISTENZA TECNICA  
**Istruzione e Formazione Professionale (IeFP)** - OPERATORE ALLA RIPARAZIONE DI VEICOLI A MOTORE - OPERATORE INFORMATICO

## PROGRAMMA SVOLTO e INDICAZIONI PER IL RECUPERO

Docente/i: Adriana Piazza  
Disciplina: Inglese

A.S.: 2025/2026  
Classe: 2CIEFp

### MODIFICHE ALLA PROGRAMMAZIONI INIZIALE

(riportare dalla relazione finale disciplina)

#### 1) UNITÀ' DI APPRENDIMENTO PROGRAMMATE A INIZIO ANNO MA NON AFFRONTATE, CON LE RELATIVE MOTIVAZIONI

La marcata eterogeneità del livello di partenza e dei ritmi di apprendimento della classe ha comportato la necessità di ritornare più volte sugli stessi contenuti nel corso dell'anno scolastico, allo scopo di favorirne la comprensione e il consolidamento da parte di tutti gli studenti, ciò non ha consentito lo svolgimento sistematico dell'Unità didattica n. 3 prevista dalla programmazione iniziale.

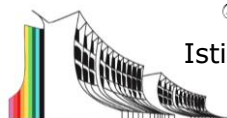
#### 2) MODIFICHE ALLE UNITÀ' DI APPRENDIMENTO AFFRONTATE E RELATIVE MOTIVAZIONI

In considerazione dell'eterogeneità dei livelli di partenza della classe, si è reso necessario apportare alcune modifiche alla programmazione delle unità di apprendimento, privilegiando il consolidamento di prerequisiti e il recupero di contenuti fondamentali non pienamente assimilati. Per tale motivo, si è talvolta dovuto riprendere argomenti di base previsti nel primo anno di corso, al fine di garantire il raggiungimento degli obiettivi minimi della classe seconda.

### CONOSCENZE / CONTENUTI SVILUPPATI

(indicare gli argomenti trattati, suddivisi per periodo. Questa parte del modulo è utilizzabile per gli studenti con insufficienza nella disciplina ed è duplicabile per gli studenti sufficienti, qualora si intenda assegnare anche a questi ultimi attività estive specifiche):

**INDICAZIONI:** Per gli studenti che devono recuperare le carenze nella materia, gli esercizi da fare sono sia sul libro di testo, sia assegnati su Classroom e allegati a questi file PDF. Gli esercizi sono obbligatori e verranno verificati e corretti dalla docente all'inizio del nuovo anno scolastico. Gli esercizi sono fortemente raccomandati a tutta la classe per il consolidamento e il ripasso degli argomenti svolti.



Ministero dell'Istruzione e del Merito  
Istituto Statale Istruzione Superiore  
**Cipriano FACCHINETTI**



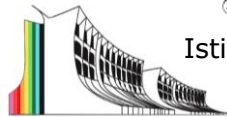
**Istruzione Tecnica** - MECCANICA E MECCATRONICA - ENERGIA - INFORMATICA E TELECOMUNICAZIONI - SISTEMA MODA  
CHIMICA DEI MATERIALI - BIOTECNOLOGIE AMBIENTALI - COSTRUZIONI, AMBIENTE E TERRITORIO - AUTOMAZIONE  
**Istruzione Professionale** - MANUTENZIONE E ASSISTENZA TECNICA  
**Istruzione e Formazione Professionale (IeFP)** - OPERATORE ALLA RIPARAZIONE DI VEICOLI A MOTORE - OPERATORE INFORMATICO

PRIMO PERIODO

Argomento / Uda	Pagine del libro / appunti per la teoria	Pagine del libro / altro per gli esercizi
<p>UDA n. 1</p> <p>Titolo: Who do you think you are?/You live and learn:</p> <p>-Present Simple</p> <p>-avverbi di frequenze</p> <p>-Present Continuous</p> <p>-Present Simple vs. Present Continuous</p> <p>-Preposizioni di tempo e di luogo</p> <p>- Like / love / hate / enjoy +</p> <p>-ing</p>	<p>UNIT 1 e 2</p>	<p>Da pag. 38 a pag. 42 + esercizi pag. 46.</p> <p>Da pag. 50 a pag. 54 + esercizi pag. 58.</p> <p>Teoria a pag. 276-277; 284-285 + esercizi pag. 289.</p> <p>Esercizi allegati.</p>
<p>UDA n. 2</p> <p>Titolo: Be inspirational!:</p> <p>-Past Simple TO BE</p> <p>-Past Simple (regular and irregular verbs)</p> <p>-Past Simple-subject questions</p> <p>-Could</p>	<p>UNIT 4</p>	<p>Da pag. 74 a pag. 78 + esercizi pag. 82.</p> <p>Teoria pag. 300-301 + esercizi da pag. 302 a pag. 305.</p> <p>Esercizi allegati.</p>

SECONDO PERIODO

Argomento / Uda	Pagine del libro / appunti per la teoria	Pagine del libro / altro per gli esercizi
<p>UDA n. 3</p> <p>Winning at any cost?:</p> <p>-Past Continuous</p> <p>-Past Continuous vs. Past Simple</p> <p>-Must/have to, mustn't/don't-doesn't have to</p>	<p>UNIT 5</p>	<p>Esercizi pag. 86-87 + pag. 89 + pag. 94.</p> <p>Teoria pag. 308-309 + esercizi da pag. 310 a pag.313.</p> <p>Esercizi allegati.</p>



Ministero dell'Istruzione e del Merito  
Istituto Statale Istruzione Superiore  
**Cipriano FACCHINETTI**



**Istruzione Tecnica** - MECCANICA E MECCATRONICA - ENERGIA - INFORMATICA E TELECOMUNICAZIONI - SISTEMA MODA  
CHIMICA DEI MATERIALI - BIOTECNOLOGIE AMBIENTALI - COSTRUZIONI, AMBIENTE E TERRITORIO - AUTOMAZIONE  
**Istruzione Professionale** - MANUTENZIONE E ASSISTENZA TECNICA  
**Istruzione e Formazione Professionale (IeFP)** - OPERATORE ALLA RIPARAZIONE DI VEICOLI A MOTORE - OPERATORE INFORMATICO

<p>UDA n. 4 Titolo: Nature is home:</p> <p>-Comparativo di maggioranza, uguaglianza, minoranza</p> <p>-too much/too many, too/(not) enough</p>	<p>UNIT 6</p>	<p>Esercizi pag. 98-99-102-104. Teoria pag. 316-317 + esercizi da pag. 318 a pag. 321.</p> <p>Esercizi allegati.</p>
<p>UDA n. 5 Titolo: Time for adventure/What will be will be:</p> <ul style="list-style-type: none"> <li>- will vs. be going to vs. Present Continuous</li> <li>- Present Simple and Present Continuous as future forms</li> <li>- Prepositions of motion</li> </ul>	<p>UNIT 7-8</p>	<p>Esercizi pag. 110-111- 118 + pag. 123 + pag. 130 n. 1-2-3-4. Teoria pag. 324-325+ pag. 332. Esercizi pag. 326- 329 + pag. 334 + pag. 337 n.21.</p> <p>Esercizi allegati.</p>
<p>UDA n. 6 Titolo: Culture</p>	<p>selezione di letture dall'appendice 'Culture'</p>	<p>Letture con esercizi annessi allegati.</p>

Castellanza, .....22/06/2026.....

Firma del/i docente/i

*Adriano  
Pisano*

# Present simple

Name	_____
Surname	_____
Class	_____
Date	_____

## ★ 1 Scrivi la terza persona singolare dei seguenti verbi.

- 1 carry \_\_\_\_\_
- 2 change \_\_\_\_\_
- 3 do \_\_\_\_\_
- 4 wash \_\_\_\_\_
- 5 take \_\_\_\_\_
- 6 go \_\_\_\_\_
- 7 study \_\_\_\_\_
- 8 have \_\_\_\_\_
- 9 wake \_\_\_\_\_
- 10 live \_\_\_\_\_
- 11 play \_\_\_\_\_
- 12 relax \_\_\_\_\_
- 13 say \_\_\_\_\_
- 14 try \_\_\_\_\_
- 15 watch \_\_\_\_\_

## ★ 2 Sottolinea l'alternativa corretta.

- 1 Alan *leave* / *leaves* for work at eight.
- 2 Francesca *cookes* / *cooks* dinner for her family.
- 3 I *go* / *goes* to school with my friends.
- 4 My dad *get* / *gets* home at half past seven.
- 5 Rob *wake* / *wakes* up at seven o'clock.
- 6 Tom *have* / *has* breakfast in the kitchen.
- 7 We *play* / *plays* on our computer after dinner.
- 8 My sister and I *watch* / *watches* TV in the evening.
- 9 My parents *go* / *goes* to the cinema on Friday evening.
- 10 You *wear* / *wears* a uniform at school.

## ★★ 3 Completa usando la forma corretta dei verbi tra parentesi.

- 1 Jenny and Paul \_\_\_\_\_ (eat) lunch at school.
- 2 Sarah \_\_\_\_\_ (live) in a big house on London Road.
- 3 Mark \_\_\_\_\_ (study) in the afternoon.
- 4 We \_\_\_\_\_ (study) hard for our exam.
- 5 My mother \_\_\_\_\_ (relax) after dinner.
- 6 Patrick and Mary \_\_\_\_\_ (work) in a restaurant.
- 7 The programme \_\_\_\_\_ (finish) at quarter past ten.
- 8 My sister \_\_\_\_\_ (go) to a nice school.
- 9 Jason \_\_\_\_\_ (watch) TV in the evening.
- 10 You \_\_\_\_\_ (speak) English and French.

## ★ 4 Trasforma le frasi alla forma negativa.

- 1 My grandparents live in Manchester.  
\_\_\_\_\_
- 2 Rob walks to work.  
\_\_\_\_\_
- 3 We have breakfast at seven o'clock.  
\_\_\_\_\_
- 4 You wear a smart suit.  
\_\_\_\_\_
- 5 Jason and I go to the same school.  
\_\_\_\_\_
- 6 My sister wears a uniform at school.  
\_\_\_\_\_
- 7 We work in an office.  
\_\_\_\_\_
- 8 My friend lives in a big house.  
\_\_\_\_\_
- 9 John and Caroline play the piano in a band.  
\_\_\_\_\_
- 10 My brother works hard.  
\_\_\_\_\_

## ★ 5 Riordina le parole per formulare delle domande.

- 1 house / live / do / big / in / you / a / ?  
\_\_\_\_\_
- 2 in / does / your / work / an / father / office / ?  
\_\_\_\_\_
- 3 up / do / the / seven / in / you / o'clock / morning / get / at / ?  
\_\_\_\_\_
- 4 wear / does / suit / to / Rob / a / work / ?  
\_\_\_\_\_
- 5 your / school / to / friends / do / walk / ?  
\_\_\_\_\_
- 6 his / does / with / have / Michael / breakfast / family / ?  
\_\_\_\_\_
- 7 like / jobs / do / parents / their / your / ?  
\_\_\_\_\_
- 8 the / homework / do / you / your / in / do / afternoon / ?  
\_\_\_\_\_
- 9 a / Peter / in / work / bank / does / ?  
\_\_\_\_\_
- 10 England / does / come / teacher / from / your / ?  
\_\_\_\_\_

Name _____
Surname _____
Class _____
Date _____

★ 6 Completa le domande con *do* o *does*.

- \_\_\_\_\_ Rob wear a smart suit for work?
- \_\_\_\_\_ you watch TV in the evening?
- \_\_\_\_\_ Brian and Caroline eat dinner at eight?
- \_\_\_\_\_ your mother work in a school?
- \_\_\_\_\_ Peter have lunch at school?
- \_\_\_\_\_ your grandparents live in London?
- \_\_\_\_\_ you do your homework in the evening?
- \_\_\_\_\_ your family have a big breakfast in the morning?
- \_\_\_\_\_ your friends like English food?
- \_\_\_\_\_ Jane study French?

★ 7 Trasforma le frasi alla forma interrogativa.

- Jo works in an office.  
\_\_\_\_\_
- You like English weather.  
\_\_\_\_\_
- Alan drinks coffee in the morning.  
\_\_\_\_\_
- Students in Italy wear a uniform.  
\_\_\_\_\_
- Your grandmother watches TV in the afternoon.  
\_\_\_\_\_
- Your brother plays tennis.  
\_\_\_\_\_
- You have breakfast with your family.  
\_\_\_\_\_
- Susan speaks German.  
\_\_\_\_\_
- Paul and Mary go to school on Saturday.  
\_\_\_\_\_
- Your father likes football.  
\_\_\_\_\_

★★ 8 Formula domande e fornisci risposte brevi come negli esempi.

- you / walk / to school? YES  
**A** *Do you walk to school?* **B** *Yes, I do.*  
 your teacher / come/ from England? NO  
**A** *Does your teacher come from England?*  
**B** *No, she doesn't.*
- your grandparents / live / in a big house ? NO  
\_\_\_\_\_
  - Jason / work / hard? NO  
\_\_\_\_\_
  - Stella / go out / in the evening? YES  
\_\_\_\_\_

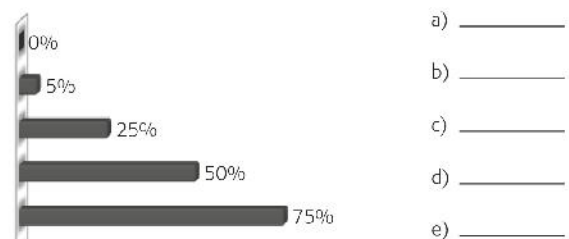
- you / get up / at seven o'clock ? YES  
\_\_\_\_\_
- your friends / play / tennis? YES  
\_\_\_\_\_
- your lessons / finish / at half past one? YES  
\_\_\_\_\_
- Rob / play / on his computer? YES  
\_\_\_\_\_
- your uncle / work / in a bank? NO  
\_\_\_\_\_
- Betty / like / football? NO  
\_\_\_\_\_
- Jason and Mary / have lunch / at home? NO  
\_\_\_\_\_

★★★ 9 Formula domande che corrispondano alle parti sottolineate delle seguenti frasi.

- Ben lives in Edinburgh.  
\_\_\_\_\_
- I study English because I like it.  
\_\_\_\_\_
- Alison watches TV in the evening.  
\_\_\_\_\_
- We see our friends on Saturday afternoon.  
\_\_\_\_\_
- Tim lives with his grandparents.  
\_\_\_\_\_
- We get up at half past seven.  
\_\_\_\_\_
- Sandra comes from Liverpool.  
\_\_\_\_\_
- My parents often go out in the evening.  
\_\_\_\_\_
- We usually walk to school.  
\_\_\_\_\_
- I drink a cup of coffee for breakfast.  
\_\_\_\_\_

★ 10 Riordina le lettere e scrivi gli avverbi di frequenza. Poi colloca al posto giusto nel diagramma.

saylwa ▪ laulsuy ▪ notef ▪ deslom ▪ lerrya ▪ vreen



Name	_____
Surname	_____
Class	_____
Date	_____

★ 11 Riordina le parole per formare delle frasi.

- walk / do / to / you / always / school / ?  
\_\_\_\_\_
- weekends / my / father / works / at / never  
\_\_\_\_\_
- at / I / school / have / rarely / lunch  
\_\_\_\_\_
- usually / when / go / you / on / do / holiday / ?  
\_\_\_\_\_
- out / my / the / go / parents / in / seldom / evening  
\_\_\_\_\_
- late / John / for / rarely / work / is  
\_\_\_\_\_
- foreign / do / eat / you / food / often / ?  
\_\_\_\_\_
- her / Jean / does / the / in / homework / afternoon / never  
\_\_\_\_\_
- in / it / rainy / is / Britain / often  
\_\_\_\_\_
- TV / does / watch / the / grandfather / in / always / your / morning / ?  
\_\_\_\_\_

★★ 12 Riscrivi le frasi inserendo l'avverbio nella posizione corretta.

- I am late for school. (never)  
\_\_\_\_\_
- Caroline meets her boyfriend in the evening. (usually)  
\_\_\_\_\_
- We are happy on holiday. (always)  
\_\_\_\_\_
- What time do you go to bed? (usually)  
\_\_\_\_\_
- My parents don't watch TV in the evening. (often)  
\_\_\_\_\_
- Our bus is late. (rarely)  
\_\_\_\_\_
- My teacher is nice to her students. (always)  
\_\_\_\_\_
- Wendy has got good ideas. (always)  
\_\_\_\_\_
- We go to the cinema on Sunday afternoon. (seldom)  
\_\_\_\_\_
- Does your sister get up early in the morning? (often)  
\_\_\_\_\_

★★★ 13 Riscrivi le frasi correggendo gli errori.

- Pablo doesn't likes English food.  
\_\_\_\_\_
- From where do you come?  
\_\_\_\_\_
- My grandparents don't play never on the computer.  
\_\_\_\_\_
- Barbara studys German and Spanish.  
\_\_\_\_\_
- Ken never is tired in the evening.  
\_\_\_\_\_
- How often it rains in your country?  
\_\_\_\_\_
- We usually don't go out in the evening.  
\_\_\_\_\_
- Jason plaies tennis on Wednesday afternoon.  
\_\_\_\_\_
- When you see your friends?  
\_\_\_\_\_
- School starts at eight o'clock?  
\_\_\_\_\_

★★★ 14 TRANSLATION Traduci.

- Rob si alza alle sette, si lava, si veste e poi va al lavoro.  
\_\_\_\_\_
- Non facciamo mai colazione al mattino.  
\_\_\_\_\_
- Quanto spesso vai al cinema?  
\_\_\_\_\_
- Ad Anna non piace il suo lavoro.  
\_\_\_\_\_
- Con chi vive tuo fratello?  
\_\_\_\_\_
- La lezione di inglese comincia alle dieci e mezzo.  
\_\_\_\_\_
- Dove lavora tua mamma?  
\_\_\_\_\_
- La domenica vado sempre a trovare i miei nonni.  
\_\_\_\_\_
- Che cosa pensi del cibo inglese?  
\_\_\_\_\_
- Di solito non vado a fare spese il sabato.  
\_\_\_\_\_

# Present continuous

Name	_____
Surname	_____
Class	_____
Date	_____

**★ 1** Scrivi la forma in *-ing* di questi verbi.

- 1 cause \_\_\_\_\_
- 2 play \_\_\_\_\_
- 3 sit \_\_\_\_\_
- 4 drink \_\_\_\_\_
- 5 try \_\_\_\_\_
- 6 remove \_\_\_\_\_
- 7 visit \_\_\_\_\_
- 8 write \_\_\_\_\_
- 9 ski \_\_\_\_\_
- 10 put \_\_\_\_\_
- 11 look \_\_\_\_\_
- 12 read \_\_\_\_\_
- 13 study \_\_\_\_\_
- 14 smile \_\_\_\_\_
- 15 stop \_\_\_\_\_
- 16 work \_\_\_\_\_
- 17 come \_\_\_\_\_
- 18 enjoy \_\_\_\_\_
- 19 wear \_\_\_\_\_
- 20 cut \_\_\_\_\_

**★ 2** Completa con la forma affermativa del *Present continuous* dei verbi tra parentesi.

- 1 Mum \_\_\_\_\_ (make) lunch.
- 2 Dad \_\_\_\_\_ (go) to the supermarket.
- 3 John \_\_\_\_\_ (eat) a sandwich.
- 4 My grandparents \_\_\_\_\_ (sit) in the garden.
- 5 Hurry up! The bus \_\_\_\_\_ (leave).
- 6 Mary \_\_\_\_\_ (cut) the tomatoes.
- 7 The boys \_\_\_\_\_ (play) football.
- 8 The students \_\_\_\_\_ (do) an exam.
- 9 Anne \_\_\_\_\_ (write) an e-mail.
- 10 Donna and Michael \_\_\_\_\_ (have) breakfast.

**★★ 3** Correggi le frasi usando la forma negativa e affermativa del *Present continuous* e la parola tra parentesi.

Ruth is wearing a dress. (jeans)  
*Ruth isn't wearing a dress. She's wearing jeans.*

- 1 Caroline is reading a newspaper. (a book).  
 \_\_\_\_\_
- 2 Mum is making a bacon sandwich. (a ham sandwich)  
 \_\_\_\_\_
- 3 I'm watching a children's programme. (a film)  
 \_\_\_\_\_
- 4 The boys are studying French. (English)  
 \_\_\_\_\_
- 5 You are drinking a cola. (a fruit juice)  
 \_\_\_\_\_
- 6 Nick is having breakfast. (lunch)  
 \_\_\_\_\_
- 7 We are going to the cinema. (school)  
 \_\_\_\_\_
- 8 Nick and Andrew are playing football. (basketball)  
 \_\_\_\_\_
- 9 The cat is sleeping on the sofa. (on the chair)  
 \_\_\_\_\_
- 10 I'm writing a letter. (a text message)  
 \_\_\_\_\_

**★★ 4** Completa con la forma affermativa (✓) o negativa (x) del *Present continuous* dei verbi dati.

write ▪ do ▪ eat ▪ wear ▪ wait ▪ play  
 read ▪ speak ▪ watch ▪ enjoy

- 1 Stewart \_\_\_\_\_ a black sweater. (✓)
- 2 Elaine and her brother \_\_\_\_\_ a film. (x)
- 3 Mrs Donaldson \_\_\_\_\_ the conference. (x)
- 4 We \_\_\_\_\_ for the bus. (✓)
- 5 The girls \_\_\_\_\_ their homework. (x)
- 6 Your English friend \_\_\_\_\_ very fast. (✓)
- 7 The teacher \_\_\_\_\_ on the board. (✓)
- 8 The children \_\_\_\_\_ pizza. (✓)
- 9 Timmy \_\_\_\_\_ on the computer. (x)
- 10 Jane \_\_\_\_\_ the newspaper. (x)

Name	_____
Surname	_____
Class	_____
Date	_____

★★★ 5 Osserva il disegno e scrivi che cosa stanno facendo queste persone.



- 1 Paul and Jack \_\_\_\_\_
- 2 Martha \_\_\_\_\_
- 3 Brian \_\_\_\_\_
- 4 Sandra and Alison \_\_\_\_\_
- 5 Sean and Mark \_\_\_\_\_
- 6 Brandy \_\_\_\_\_
- 7 Helen and David \_\_\_\_\_
- 8 Betty \_\_\_\_\_

★★ 6 Scrivi domande e risposte usando il Present continuous.

- 1 **A** Carol / speak Spanish? **B** No / speak German  
\_\_\_\_\_
- 2 **A** Jason and Laura / live in Manchester? **B** No / live in Liverpool  
\_\_\_\_\_
- 3 **A** Pauline / use the computer? **B** No / watch a film  
\_\_\_\_\_
- 4 **A** Your friends / go to the cinema? **B** No / go to the football match  
\_\_\_\_\_
- 5 **A** Pamela / work in an office? **B** No / work in a school  
\_\_\_\_\_
- 6 **A** Barbara / visit her parents? **B** No / visit her grandparents  
\_\_\_\_\_
- 7 **A** You / drink coffee? **B** No / drink tea  
\_\_\_\_\_
- 8 **A** Sandra / learn Japanese? **B** No / learn Chinese  
\_\_\_\_\_
- 9 **A** John / listen to music? **B** No / make dinner  
\_\_\_\_\_
- 10 **A** You / meet Sarah? **B** No / meet Joe  
\_\_\_\_\_

★★ 7 Formula domande usando le parole date e dai risposte brevi.

- 1 Brian / get washed? Yes  
\_\_\_\_\_
- 2 your friends / arrive / today? No  
\_\_\_\_\_
- 3 mum / make / cake? Yes  
\_\_\_\_\_
- 4 the children / go to bed? No  
\_\_\_\_\_
- 5 you / have / breakfast? No  
\_\_\_\_\_
- 6 dad / cook dinner? Yes  
\_\_\_\_\_
- 7 Frank / leave / for work? Yes  
\_\_\_\_\_
- 8 Mary / carry / a rucksack? No  
\_\_\_\_\_
- 9 Neil / wear / a smart suit? No  
\_\_\_\_\_
- 10 You / use / the computer? Yes  
\_\_\_\_\_

★★★ 8 TRANSLATION Traduci.

- 1 Che cosa stanno facendo i bambini?  
\_\_\_\_\_
- 2 Il signor Johnson non indossa una cravatta.  
\_\_\_\_\_
- 3 Il cane sta giocando in giardino.  
\_\_\_\_\_
- 4 Dove stai andando?  
\_\_\_\_\_
- 5 Che cosa stanno bevendo i tuoi genitori?  
\_\_\_\_\_
- 6 Carla non sta dormendo: sta facendo i compiti.  
\_\_\_\_\_
- 7 Perché Andrea sta sorridendo?  
\_\_\_\_\_
- 8 Patricia e Wendy non stanno studiando: stanno giocando a tennis.  
\_\_\_\_\_
- 9 Che cosa cucina la mamma per pranzo oggi?  
\_\_\_\_\_
- 10 Non stiamo guardando la televisione. Stiamo studiando inglese.  
\_\_\_\_\_

# Present simple and Present continuous

Name \_\_\_\_\_  
 Surname \_\_\_\_\_  
 Class \_\_\_\_\_  
 Date \_\_\_\_\_

★ 1 **Scrivi se la frase è al Present simple (PS) o al Present continuous (PC).**

- 1 Why are you learning English? \_\_\_\_\_
- 2 We usually get up early in the morning. \_\_\_\_\_
- 3 I'm studying for my Spanish test. \_\_\_\_\_
- 4 Tom and Clare always play tennis on Sunday. \_\_\_\_\_
- 5 I never eat meat. \_\_\_\_\_
- 6 They're waiting for the train. \_\_\_\_\_
- 7 What time do you usually have dinner? \_\_\_\_\_
- 8 Jane's having a shower. \_\_\_\_\_
- 9 You're sitting on the sofa. \_\_\_\_\_
- 10 Do they often arrive late for their lessons? \_\_\_\_\_

★★ 2 **Sottolinea l'alternativa corretta.**

- 1 **A** Where's Susan?  
**B** In her room. She *sleeps / is sleeping*.
- 2 My sister always *does / is doing* her homework in the afternoon.
- 3 My grandparents usually *have / are having* coffee for breakfast.
- 4 My father never *cooks / is cooking* dinner.
- 5 The children are in the garden. They *play / are playing*.
- 6 What *do you listen / are you listening* to now?
- 7 Laura is in the kitchen. She *makes / is making* a cake.
- 8 Jodie is a teacher. She *works / is working* in a school.
- 9 Caroline *wears / is wearing* a red dress today.
- 10 What time *do lessons start / are lessons starting* at your school?

★★ 3 **Trasforma le frasi in negative (x) o interrogative (?).**

- 1 Jade lives in London. (?) \_\_\_\_\_
- 2 The bus is leaving. (?) \_\_\_\_\_
- 3 Rob has breakfast in the morning. (x) \_\_\_\_\_
- 4 The teacher is writing on the board. (x) \_\_\_\_\_
- 5 This programme finishes at half past eight. (?) \_\_\_\_\_
- 6 I'm going to the supermarket. (x) \_\_\_\_\_
- 7 Your brother works in a school. (?) \_\_\_\_\_
- 8 The students are talking to the teacher. (?) \_\_\_\_\_

9 Paul is using the computer. (x) \_\_\_\_\_

10 Charles goes to bed at eleven. (x) \_\_\_\_\_

★★ 4 **Osserva e completa descrivendo che cosa fanno di solito le persone e che cosa stanno facendo oggi.**



1 Ruth usually wears jeans.



Today, Ruth is wearing a dress.



2 We usually \_\_\_\_\_.



Today, we \_\_\_\_\_.



3 Peter usually \_\_\_\_\_.



Today, Peter \_\_\_\_\_.



4 My grandmother usually \_\_\_\_\_.



Today, my grandmother \_\_\_\_\_.



5 Sheila usually \_\_\_\_\_.



Today, Sheila \_\_\_\_\_.

Name \_\_\_\_\_  
 Surname \_\_\_\_\_  
 Class \_\_\_\_\_  
 Date \_\_\_\_\_



6 John usually \_\_\_\_\_.



Today, John \_\_\_\_\_.



7 Mark and Nick usually \_\_\_\_\_.



Today, Mark and Nick \_\_\_\_\_.



8 Rob usually \_\_\_\_\_.



Today, Rob \_\_\_\_\_.




9 Katherine and Steven usually \_\_\_\_\_.



Today, Katherine and Steven \_\_\_\_\_.



10 The cat usually \_\_\_\_\_.



Today, the cat \_\_\_\_\_.

★★★ 5 Completa con la forma corretta del Present simple o del Present continuous.

- 1 A Where is John?  
 B In the classroom. He \_\_\_\_\_ (talk) to the teacher.
- 2 How often \_\_\_\_\_ you \_\_\_\_\_ (walk) to school?
- 3 I never \_\_\_\_\_ (get) good marks in exams.
- 4 Listen! David \_\_\_\_\_ (play) the piano.
- 5 We \_\_\_\_\_ (meet) our friends in the evening.
- 6 My brother \_\_\_\_\_ (not like) his job.
- 7 Steven always \_\_\_\_\_ (work) hard.
- 8 What \_\_\_\_\_ Mary \_\_\_\_\_ (wear) today?
- 9 I usually \_\_\_\_\_ (have) breakfast with my family.
- 10 A Where's the cat?  
 B It \_\_\_\_\_ (sleep) under the bed.

★★★ 6 TRANSLATION Traduci.

- 1 Che cosa stai scrivendo?  
 \_\_\_\_\_
- 2 I tuoi genitori escono spesso la sera?  
 \_\_\_\_\_
- 3 Donald è in camera sua: sta giocando al computer.  
 \_\_\_\_\_
- 4 Che cosa fai nel fine settimana?  
 \_\_\_\_\_
- 5 Gli studenti non stanno facendo un esercizio.  
 \_\_\_\_\_
- 6 Di solito faccio i compiti dopo cena.  
 \_\_\_\_\_
- 7 Dove stanno andando Clive e Tessa?  
 \_\_\_\_\_
- 8 I bambini non stanno dormendo: stanno guardando la televisione.  
 \_\_\_\_\_
- 9 Di solito vai a scuola a piedi?  
 \_\_\_\_\_
- 10 Caroline sta parlando con l'insegnante?  
 \_\_\_\_\_

# like / love / hate / enjoy + -ing

Name	_____
Surname	_____
Class	_____
Date	_____

## ★ 1 Scrivi la forma *-ing* dei seguenti verbi.

- 1 cook \_\_\_\_\_
- 2 get \_\_\_\_\_
- 3 wear \_\_\_\_\_
- 4 study \_\_\_\_\_
- 5 go \_\_\_\_\_
- 6 play \_\_\_\_\_
- 7 relax \_\_\_\_\_
- 8 work \_\_\_\_\_
- 9 sleep \_\_\_\_\_
- 10 take \_\_\_\_\_
- 11 visit \_\_\_\_\_
- 12 watch \_\_\_\_\_
- 13 have \_\_\_\_\_
- 14 try \_\_\_\_\_
- 15 put \_\_\_\_\_

## ★ 2 Completa con la forma in *-ing* dei verbi dati tra parentesi.

- 1 I hate \_\_\_\_\_ (get) up early in the morning.
- 2 Rob enjoys \_\_\_\_\_ (play) on his computer.
- 3 Anne hates \_\_\_\_\_ (wear) a uniform.
- 4 Paul loves \_\_\_\_\_ (watch) TV.
- 5 We like \_\_\_\_\_ (cook).
- 6 My friends enjoy \_\_\_\_\_ (play) football.
- 7 Carole doesn't like \_\_\_\_\_ (work) in a bank.
- 8 Jack hates \_\_\_\_\_ (go) shopping on Saturday.
- 9 Mary likes \_\_\_\_\_ (talk) to her friends.
- 10 I enjoy \_\_\_\_\_ (listen) to music.

## ★★ 3 Completa con la forma in *-ing* dei verbi dati.

tidy ▪ do ▪ wear ▪ watch ▪ walk  
work ▪ meet ▪ have ▪ play ▪ listen

- 1 I don't like \_\_\_\_\_ my room.
- 2 My sister loves \_\_\_\_\_ romantic films.
- 3 Robert enjoys \_\_\_\_\_ the piano.
- 4 My brother hates \_\_\_\_\_ in an office.
- 5 Harry doesn't like \_\_\_\_\_ a uniform.
- 6 I don't like \_\_\_\_\_ lunch at school.
- 7 Diana loves \_\_\_\_\_ her friends.
- 8 We enjoy \_\_\_\_\_ to school.
- 9 Do you like \_\_\_\_\_ to music?
- 10 We hate \_\_\_\_\_ our homework.

## ★★★ 4 Riscrivi le frasi correggendo gli errori.

- 1 I hate geting up early in winter.  
\_\_\_\_\_
- 2 We enjoy meeting our friends.  
\_\_\_\_\_
- 3 They like seing the boats.  
\_\_\_\_\_
- 4 I hate helpping my mother.  
\_\_\_\_\_
- 5 Rob hates carring a briefcase.  
\_\_\_\_\_
- 6 Martha enjoys cooking for her family.  
\_\_\_\_\_
- 7 I like haveing breakfast with my family.  
\_\_\_\_\_
- 8 Sheila loves sleepping in the morning.  
\_\_\_\_\_
- 9 I hate studing in the evening.  
\_\_\_\_\_
- 10 Patricia likes eatting at school.  
\_\_\_\_\_

## ★★★ 5 TRANSLATION Traduci.

- 1 A Jack piace rilassarsi la domenica.  
\_\_\_\_\_
- 2 Odiamo dare gli esami.  
\_\_\_\_\_
- 3 A mia sorella piace ascoltare la musica.  
\_\_\_\_\_
- 4 Sandra ama cenare con i suoi amici.  
\_\_\_\_\_
- 5 A Robert non piace andare a scuola il sabato.  
\_\_\_\_\_
- 6 Non mi piace guardare la televisione la sera.  
\_\_\_\_\_
- 7 A tua nonna piace cucinare?  
\_\_\_\_\_
- 8 Mia fratello odia andare a far spese con mia mamma.  
\_\_\_\_\_
- 9 Mi piace prendere buoni voti negli esami.  
\_\_\_\_\_
- 10 A mio padre non piace lavorare il fine settimana.  
\_\_\_\_\_

# Prepositions of place and time

Name	_____
Surname	_____
Class	_____
Date	_____

★ 1 **Abbina le preposizioni alle immagini.**

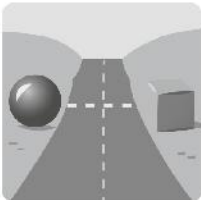
behind ▪ between ▪ in front of ▪ next to ▪ on ▪ opposite



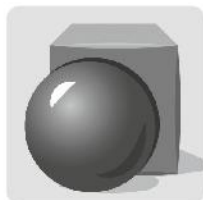
1 \_\_\_\_\_



2 \_\_\_\_\_



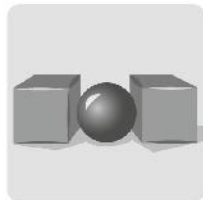
3 \_\_\_\_\_



4 \_\_\_\_\_



5 \_\_\_\_\_



6 \_\_\_\_\_

★ 2 **Scrivi la preposizione corretta *in, on, at* per ogni espressione di tempo.**

- \_\_\_\_\_ 13<sup>th</sup> September
- \_\_\_\_\_ four o'clock
- \_\_\_\_\_ lunchtime
- \_\_\_\_\_ March
- \_\_\_\_\_ Saturday
- \_\_\_\_\_ 2012
- \_\_\_\_\_ winter
- \_\_\_\_\_ the morning
- \_\_\_\_\_ Tuesday afternoon
- \_\_\_\_\_ weekends

★★ 3 **Osserva il disegno e completa le frasi.**



- The computer is \_\_\_\_\_ the table.
- The cat is \_\_\_\_\_ the computer.
- The wardrobe is \_\_\_\_\_ the table and the window.
- The picture is \_\_\_\_\_ the window.
- The bed is \_\_\_\_\_ the table.
- The books are \_\_\_\_\_ the computer.

★★ 4 **Sottolinea l'alternativa corretta.**

- We've got two weeks of holiday *in / on* summer.
- The post office is *between / next to* the hotel and the supermarket.
- Stella's birthday party is *on / at* Sunday evening.
- The cat is *in / on* the sofa.
- We've got lessons *in / at* the afternoon.
- There is a bus stop *in front of / between* the station.
- The film is *on / at* half past seven.
- Anne's *in / opposite* bed. She's tired.
- I'm at home *in / at* the evening.
- The theatre is *on / in front of* London Road.

★★★ 5 **TRANSLATION Traduci.**

- In inverno mi alzo alle sette e un quarto.  
\_\_\_\_\_
- La fermata dell'autobus è di fronte alla scuola.  
\_\_\_\_\_
- Non abbiamo lezione il mercoledì pomeriggio.  
\_\_\_\_\_
- Il parcheggio è dietro al cinema.  
\_\_\_\_\_
- Vedo i miei amici il sabato.  
\_\_\_\_\_
- Il mio compleanno è il 7 agosto.  
\_\_\_\_\_
- L'ufficio postale è in Queen Street, di fronte al giornalaio.  
\_\_\_\_\_
- I miei genitori sono a casa la sera.  
\_\_\_\_\_
- La farmacia è dietro al supermercato.  
\_\_\_\_\_
- Mangio un panino all'ora di pranzo.  
\_\_\_\_\_

# Past simple: *to be* and *can*

Name	_____
Surname	_____
Class	_____
Date	_____

## ★ 1 Sottolinea l'alternativa corretta.

- Dave and Robbie *was* / *were* in a band.
- Noemi *was* / *were* very confident and determined.
- Where *was* / *were* you at ten o'clock yesterday?
- My grandparents *weren't* / *wasn't* very rich.
- Was* / *Were* you at home last night?
- Mastroianni *was* / *were* a famous Italian actor.
- My mother *wasn't* / *weren't* very musical.
- The students *wasn't* / *weren't* at school this morning.
- Was* / *Were* your father shy?
- The film *was* / *were* really boring.

## ★ 2 Riordina le parole per formare delle frasi.

- in / Annie Lennox / was / band / a  
\_\_\_\_\_
- not / the / was / very / programme / interesting  
\_\_\_\_\_
- London / Patricia / in / yesterday / was  
\_\_\_\_\_
- very / the / difficult / Maths / was / test / ?  
\_\_\_\_\_
- home / were / last / your / at / grandparents / night / ?  
\_\_\_\_\_
- expensive / these / not / jeans / very / were  
\_\_\_\_\_
- concert / was / the / good / ?  
\_\_\_\_\_
- a / Jake / a / was / waiter / restaurant / in  
\_\_\_\_\_
- at / my / good / mother / Maths / was / not  
\_\_\_\_\_
- spiders / were / of / you / afraid / ?  
\_\_\_\_\_

## ★★ 3 Usa le parole date per formulare domande al passato, poi dai risposte brevi.

- your father / musical? No  
\_\_\_\_\_
- the programme / boring? Yes  
\_\_\_\_\_
- you at school / this morning? Yes  
\_\_\_\_\_
- his family / rich? No  
\_\_\_\_\_
- Robbie and Matt / in a band? No  
\_\_\_\_\_
- your grandfather's first car / red? Yes  
\_\_\_\_\_

7 you / happy / yesterday? No  
\_\_\_\_\_

8 the film / interesting? Yes  
\_\_\_\_\_

9 you / at the cinema? No  
\_\_\_\_\_

10 the students / at school? Yes  
\_\_\_\_\_

## ★★ 4 Completa con il Past simple di *to be* o di *can*.

- Jason \_\_\_\_\_ use the computer when he \_\_\_\_\_ five.
- My brother \_\_\_\_\_ in Manchester yesterday.
- There \_\_\_\_\_ fifty people at Clare's party.
- \_\_\_\_\_ Amanda speak French when she \_\_\_\_\_ a child?
- The concert \_\_\_\_\_ very good.
- My mother \_\_\_\_\_ play the piano when she \_\_\_\_\_ at school.
- What \_\_\_\_\_ her first film?
- My grandparents \_\_\_\_\_ teachers.
- Tom \_\_\_\_\_ swim very well when he \_\_\_\_\_ a teenager.
- \_\_\_\_\_ you play any musical instruments?

## ★★★ 5 TRANSLATION Traduci.

- I suoi genitori erano piuttosto poveri.  
\_\_\_\_\_
- Sapevi giocare a tennis quando avevi sette anni?  
\_\_\_\_\_
- Tuo padre era bravo in matematica quando era a scuola?  
\_\_\_\_\_
- Tua sorella sapeva parlare tedesco quando era piccola?  
\_\_\_\_\_
- I miei amici non erano con me in biblioteca.  
\_\_\_\_\_
- Non sapevo cucinare quando ero giovane.  
\_\_\_\_\_
- Eravate a casa ieri sera?  
\_\_\_\_\_
- Mia sorella non aveva paura dei cani.  
\_\_\_\_\_
- I tuoi genitori sapevano sciare?  
\_\_\_\_\_
- Cathy sapeva suonare due strumenti musicali, ma non sapeva cantare o recitare.  
\_\_\_\_\_

# Past simple: all forms

Name	_____
Surname	_____
Class	_____
Date	_____

## ★ 1 Riscrivi le frasi usando la forma affermativa del Past simple e le parole date tra parentesi.

The course starts on Monday. (last Monday)

*The course started last Monday.*

- 1 We play tennis with Nick and Sarah every week.  
(last week / Tom and Sue)
- \_\_\_\_\_

- 2 Joe and Dan usually go to a Chinese restaurant.  
(yesterday / Indian restaurant)
- \_\_\_\_\_

- 3 My father usually finishes work at half past five.  
(today / half past seven)
- \_\_\_\_\_

- 4 Andrea always has a cup of tea for breakfast.  
(this morning / cup of coffee)
- \_\_\_\_\_

- 5 Peter celebrates his 16<sup>th</sup> birthday on Wednesday.  
(last Wednesday)
- \_\_\_\_\_

- 6 Jennifer does her homework in the evening.  
(today / in the afternoon)
- \_\_\_\_\_

- 7 My grandparents spend their holidays in France  
every summer. (last summer / Portugal)
- \_\_\_\_\_

- 8 We watch a film on TV every Sunday.  
(last Saturday)
- \_\_\_\_\_

- 9 I usually cycle to school. (this morning / walk)
- \_\_\_\_\_

- 10 Sandra lives in Manchester.  
(three years ago / Paris)
- \_\_\_\_\_

## ★ 2 Trasforma le frasi affermative in negative e viceversa.

- 1 I watched TV last night.
- \_\_\_\_\_

- 2 We didn't see Paul at the party.
- \_\_\_\_\_

- 3 My brother didn't do his homework.
- \_\_\_\_\_

- 4 Mary had her driving test this morning.
- \_\_\_\_\_

- 5 Steven didn't like the film.
- \_\_\_\_\_

- 6 We met our friends in town.
- \_\_\_\_\_

- 7 She started secondary school in 1997.
- \_\_\_\_\_

- 8 Fred and Rose got up at six o'clock.
- \_\_\_\_\_

- 9 Peter didn't go to university.
- \_\_\_\_\_

- 10 We played tennis with Mark and Roger.
- \_\_\_\_\_

## ★ 3 Volgi le frasi alla forma interrogativa.

- 1 She passed her A-Levels.
- \_\_\_\_\_

- 2 You went to the party.
- \_\_\_\_\_

- 3 They had lunch together.
- \_\_\_\_\_

- 4 Jason bought a red rucksack.
- \_\_\_\_\_

- 5 Your mother drove to work.
- \_\_\_\_\_

- 6 You got a good mark in your Maths test.
- \_\_\_\_\_

- 7 Toby liked your present.
- \_\_\_\_\_

- 8 Jasmine did her homework after dinner.
- \_\_\_\_\_

- 9 Ben watched the football match on TV.
- \_\_\_\_\_

- 10 You had a shower this morning.
- \_\_\_\_\_

## ★ 4 Volgi le frasi alla forma negativa e sostituisci le parole sottolineate con quelle date tra parentesi. Segui l'esempio dato.

The concert started at ten o'clock. (half past nine)

*The concert didn't start at half past nine.*

- 1 I had a glass of orange juice for breakfast. (cola)

- 2 John got up at half past six. (half past seven)

- 3 Mum cooked dinner last night. (Dad)

- 4 I met Sue at the bus stop. (Charles)

- 5 We watched a film last night. (sports programme)

- 6 My friends spent their holidays in England last year.  
(Greece)

- 7 Steven saw Jackie at school yesterday.  
(supermarket)

- 8 They drove to Liverpool last Sunday. (Friday)

- 9 My grandparents travelled to France by plane. (train)

- 10 We went to the cinema with Nick. (Jane)

Name	_____
Surname	_____
Class	_____
Date	_____

★★ 5 Usa le parole per formulare domande al Past simple e dai risposte brevi.

- you / do / your homework / yesterday afternoon? Yes  
\_\_\_\_\_
- Paul and Mary / have / dinner / together? Yes  
\_\_\_\_\_
- Stella / send / you / an email? No  
\_\_\_\_\_
- you / watch / TV last night? Yes  
\_\_\_\_\_
- Sandra / pass / her driving test? No  
\_\_\_\_\_
- Tom / come to / your party? No  
\_\_\_\_\_
- your mother / study / French / at school? No  
\_\_\_\_\_
- the lesson / finish / at half past three? No  
\_\_\_\_\_
- Tom / find / his mobile phone? Yes  
\_\_\_\_\_
- the students / talk to / the teacher? Yes  
\_\_\_\_\_

★★ 6 Completa con la forma corretta del Past simple dei verbi tra parentesi.

- \_\_\_\_\_ Martha \_\_\_\_\_ (pass) her exam?
- What \_\_\_\_\_ you \_\_\_\_\_ (have) for dinner?
- I \_\_\_\_\_ (not have) a shower this morning.
- \_\_\_\_\_ you \_\_\_\_\_ (see) your friends last weekend?
- Ben \_\_\_\_\_ (not go) to school yesterday.
- \_\_\_\_\_ you \_\_\_\_\_ (like) the concert ?
- I \_\_\_\_\_ (not stay) at home last night.
- Elaine \_\_\_\_\_ (not go) to university.
- What \_\_\_\_\_ you \_\_\_\_\_ (buy) at the supermarket?
- They \_\_\_\_\_ (not walk) to school.

★★ 7 Scrivi delle domande usando le parole date e completa le risposte con il Past simple del verbo usato nella domanda. Segui l'esempio dato.

You / get up late this morning?  
*Did you get up late this morning?*  
No, I didn't. I *got up* early.

- You / buy these jeans on the Internet?  
\_\_\_\_\_  
No, I didn't. I \_\_\_\_\_ them in a shop in Clarence Street.
- Martin / study German?  
\_\_\_\_\_  
No, he didn't. He \_\_\_\_\_ Spanish.

- you / watch TV last night?  
\_\_\_\_\_  
Yes, I did. I \_\_\_\_\_ a film with Johnny Depp.
- Jodie / pass her driving test?  
\_\_\_\_\_  
Yes, she did. She \_\_\_\_\_ it last week.
- Mark and Clare / spend their holidays with their parents?  
\_\_\_\_\_  
No, they didn't. They \_\_\_\_\_ their holidays with their friends.
- you / have lunch with Jason?  
\_\_\_\_\_  
Yes, I did. We \_\_\_\_\_ lunch in a nice Japanese restaurant.
- Paul / send you an email?  
\_\_\_\_\_  
Yes, he did. He \_\_\_\_\_ me an email last night.
- you / find your calculator?  
\_\_\_\_\_  
Yes, I did. I \_\_\_\_\_ it in my rucksack.
- Rachel / go to university?  
\_\_\_\_\_  
Yes, she did. She \_\_\_\_\_ to Oxford University.
- The lesson / finish at half past three?  
\_\_\_\_\_  
No, it didn't. It \_\_\_\_\_ at half past four.

★★★ 8 Scrivi domande adeguate alla parte sottolineata delle risposte.

- \_\_\_\_\_ I deleted an email.
- \_\_\_\_\_ We went to the cinema with Carla and Amanda.
- \_\_\_\_\_ Jason arrived yesterday.
- \_\_\_\_\_ I went to the supermarket to buy some food.
- \_\_\_\_\_ Sandra met Clare in town.
- \_\_\_\_\_ Pat went to school by bike.
- \_\_\_\_\_ The film started at half past ten.
- \_\_\_\_\_ Paul studied all day because he had an exam.
- \_\_\_\_\_ I got my first job in 1982.
- \_\_\_\_\_ We watched a good film on TV last night.

Name _____
Surname _____
Class _____
Date _____

★★★ 9 Completa le frasi con la forma corretta del Past simple dei verbi dati.

buy ▪ do ▪ go ▪ have ▪ learn ▪ leave  
meet ▪ play ▪ send ▪ wear

- 1 People \_\_\_\_\_ colourful clothes in the 1980s
- 2 Sylvia \_\_\_\_\_ lunch because she wasn't hungry.
- 3 John \_\_\_\_\_ his first computer in 1995.
- 4 I \_\_\_\_\_ tennis last Wednesday because I was very busy.
- 5 Steven \_\_\_\_\_ school when he was 16.
- 6 The teacher was very angry with me because I \_\_\_\_\_ my homework.
- 7 Pauline \_\_\_\_\_ ten emails last night.
- 8 Carla \_\_\_\_\_ French at secondary school.
- 9 Walter \_\_\_\_\_ Katherine when they were at university.
- 10 Anthony \_\_\_\_\_ to school yesterday because he was ill.

- 8 A Hai invitato Ted alla tua festa?  
B Sì, l'ho invitato ma lui non è venuto.

- 9 A Che cosa hai fatto questa mattina?  
B Mi sono svegliato tardi, ho fatto colazione e ho letto il giornale.

- 10 A Ti è piaciuto il film?  
B No, era molto noioso.

★★★ 10 TRANSLATION Traduci.

- 1 Ruth ha finito la scuola quando aveva 16 anni.  
\_\_\_\_\_
- 2 A Sei andata al cinema ieri sera?  
B No, sono rimasta a casa e ho guardato la televisione.  
\_\_\_\_\_
- 3 A Quando hai comperato il tuo primo cellulare?  
B L'ho comperato sei anni fa.  
\_\_\_\_\_
- 4 A Dove siete andati lo scorso fine settimana?  
B Siamo andati a Londra con i nostri amici.  
\_\_\_\_\_
- 5 John non è venuto a scuola oggi perché non si sentiva bene.  
\_\_\_\_\_
- 6 A A che ora è finito il concerto?  
B È finito a mezzanotte.  
\_\_\_\_\_
- 7 A Perché non hai fatto i compiti di inglese?  
B Non ho avuto tempo, ma ho fatto tutti gli esercizi di matematica.  
\_\_\_\_\_  
\_\_\_\_\_

# Past simple: affirmative, regular and irregular verbs

Name	_____
Surname	_____
Class	_____
Date	_____

★ 1 Completa la tabella con le forme (presente o passato) di questi verbi regolari.

Present	Past
1 remember	_____
2 _____	started
3 use	_____
4 _____	shared
5 enjoy	_____
6 _____	played
7 study	_____
8 _____	tried
9 plan	_____
10 _____	stopped
11 smile	_____
12 _____	listened
13 prefer	_____
14 _____	lived
15 worry	_____

★ 2 Scrivi la forma passata dei seguenti verbi irregolari.

- wear \_\_\_\_\_
- have \_\_\_\_\_
- go \_\_\_\_\_
- think \_\_\_\_\_
- sing \_\_\_\_\_
- sell \_\_\_\_\_
- buy \_\_\_\_\_
- hold \_\_\_\_\_
- get \_\_\_\_\_
- make \_\_\_\_\_
- tell \_\_\_\_\_
- leave \_\_\_\_\_
- do \_\_\_\_\_
- drink \_\_\_\_\_
- win \_\_\_\_\_

★★★ 3 Completa con il *Past simple* dei verbi dati tra parentesi.

- We \_\_\_\_\_ (have) our first IT lesson in 1977.
- I \_\_\_\_\_ (listen) to music on my personal CD player.
- Pam \_\_\_\_\_ (learn) French and German at school.
- I \_\_\_\_\_ (meet) Sue in town yesterday.
- My mother \_\_\_\_\_ (hate) punk music.
- Paul \_\_\_\_\_ (leave) school when he was 16.
- Jane \_\_\_\_\_ (work) in a bank.
- We \_\_\_\_\_ (study) hard for our exam.
- The train \_\_\_\_\_ (arrive) at quarter to seven.
- Stella \_\_\_\_\_ (write) twenty emails yesterday.

★★★ 4 Completa con il *Past simple* dei verbi dati.

buy ▪ finish ▪ get ▪ go ▪ live ▪ love ▪ make ▪ see ▪ send ▪ sing

- I \_\_\_\_\_ a message to Jason last night.
- My brother \_\_\_\_\_ in a band when he was young.
- I \_\_\_\_\_ a good mark in the Geography test.
- Hannah \_\_\_\_\_ a book for her grandmother's birthday.
- Mum \_\_\_\_\_ a delicious chocolate cake.
- The film \_\_\_\_\_ at half past ten.
- My grandparents \_\_\_\_\_ in Cambridge.
- I \_\_\_\_\_ for a run this morning.
- We \_\_\_\_\_ your father in town yesterday.
- Jessica \_\_\_\_\_ the Spice Girls.

★★★ 5 TRANSLATION Traduci.

- Ho avuto il mio primo lavoro nel 1987.  
\_\_\_\_\_
- Abbiamo parlato con l'insegnante ieri mattina.  
\_\_\_\_\_
- Mio papà ha bevuto cinque tazze di caffè a colazione.  
\_\_\_\_\_
- Domenica scorsa siamo andati al cinema.  
\_\_\_\_\_
- Il film è iniziato alle quattro e mezza.  
\_\_\_\_\_
- Questa mattina ho letto il giornale e ho scritto delle e-mails.  
\_\_\_\_\_
- Mia mamma suonava il piano e cantava quando era a scuola.  
\_\_\_\_\_
- Ho studiato molto e ho preso un bel voto all'esame.  
\_\_\_\_\_
- Alison ha comprato un nuovo cellulare.  
\_\_\_\_\_
- Ho litigato con mio papà oggi.  
\_\_\_\_\_

# Past continuous

Name	_____
Surname	_____
Class	_____
Date	_____

## ★ 1 Riordina le parole per formare delle frasi.

- the / we / arrived / answers / when / copying / teacher / the / were  
\_\_\_\_\_
- TV / when / a / was / she / heard / watching / Helen / noise  
\_\_\_\_\_
- an / he / Ted / accident / was / because / not / had / looking  
\_\_\_\_\_
- going / saw / where / were / when / you / in / I / you / town / ?  
\_\_\_\_\_
- Michael / off / I / while / I / getting / the / saw / bus / was  
\_\_\_\_\_
- with / when / his / Jack / staying / thief / friends / a / stole / was / bike  
\_\_\_\_\_
- her / who / Susan / yesterday / talking / when / we / was / saw / to / ?  
\_\_\_\_\_
- not / the / to / listening / students / the / were / teacher  
\_\_\_\_\_
- robbers / the / I / two / waiting / when / bus / I / for / saw / was / the  
\_\_\_\_\_
- 200 / was / when / the / crashed / he / driving / he / km / car / at / hour / an  
\_\_\_\_\_

## ★★ 2 Completa le frasi con le parole e la forma corretta del Past continuous dei verbi tra parentesi.

- What \_\_\_\_\_ (Elaine and Caroline / do) in that shop?
- I \_\_\_\_\_ (drive) home at seven o'clock in the evening.
- Where \_\_\_\_\_ (you / go) yesterday afternoon?
- Mary and Lionel \_\_\_\_\_ (live) in Washington at the time.
- What did the teacher say? I \_\_\_\_\_ (not listen).
- Steven \_\_\_\_\_ (sleep) when I left home.
- The lift \_\_\_\_\_ (not work) this morning.
- When we arrived home mum \_\_\_\_\_ (cook) dinner.
- It \_\_\_\_\_ (snow) when I woke up.
- Why \_\_\_\_\_ (your father / complain) to the police officer?

## ★★ 3 Formula domande al Past continuous usando i suggerimenti dati. Poi rispondi seguendo gli esempi.

A you / watch TV / 8.00 p.m.?

B No / have dinner

Were you watching TV at eight o'clock?

No, I wasn't. I was having dinner.

A Sally / do / homework / 8.00 a.m.?

B Yes

Was Sally doing her homework at eight o'clock?

Yes, she was.

- A your friends / play tennis / 4.30 p.m.  
B No / study / English
- A Jennifer / work / 10.30?  
B Yes
- A Donald and Eddie / have breakfast / seven o'clock?  
B No / sleep
- A Robert / drive / work / 8.15?  
B Yes
- A it / rain / yesterday morning?  
B Yes
- A your father / watch / TV / 9.30 p.m.?  
B No / read / book
- A Steven and Chris / walk / school / 8.30 a.m.?  
B Yes
- A Simon / eat / sandwich / 12.15?  
B No / drink / coffee
- A The students / do / exam / yesterday morning?  
B Yes
- A Lisa / write / email / 4.30?  
B No / text / friend

## ★★★ 4 TRANSLATION Traduci.

- Dove stavate andando tu e Jack ieri mattina?
- Stavamo parlando del nuovo insegnante di francese.
- Che cosa stavano facendo i tuoi amici ieri pomeriggio?
- Stavo leggendo mentre mia sorella guardava la televisione.
- Mary stava riordinando la sua stanza mentre la mamma cucinava.
- Stava nevicando a Liverpool questa mattina?
- Che cosa stava facendo Andrea in biblioteca?
- Stavi facendo i compiti ieri sera alle nove?
- Non stavo navigando in Internet: stavo parlando con mio papà.
- Sai perché Marisa stava parlando con l'insegnante?

# Past simple and Past continuous

Name	_____
Surname	_____
Class	_____
Date	_____

## ★ 1 Sottolinea l'alternativa corretta.

- 1 I *was losing* / *lost* my mobile phone while I *was jogging* / *jogged* in the park.
- 2 Jason *was going* / *went* to the supermarket when I *was seeing* / *saw* him.
- 3 Lucy *was having* / *had* lunch when her boyfriend *was calling* / *called* her.
- 4 My friends *were arriving* / *arrived* while I *was having* / *had* a shower.
- 5 Nick *was cooking* / *cooked* when the telephone *was ringing* / *rang*.
- 6 Robert *was driving* / *drove* to work, when the police *were stopping* / *stopped* him.
- 7 Tony and Dan *were playing* / *played* tennis when it *was starting* / *started* to rain.
- 8 When Ted *was leaving* / *left* home this morning, I *was sleeping* / *slept*.
- 9 Tricia *was living* / *lived* in London when she *was meeting* / *met* her future husband.
- 10 We *were seeing* / *saw* Mark while we *were shopping* / *shopped* in town.

## ★★ 2 Completa le frasi con le parole e la forma corretta del Past continuous o Past simple dei verbi tra parentesi.

- 1 Dad \_\_\_\_\_ (wash) the car when his boss \_\_\_\_\_ (call) him.
- 2 Who \_\_\_\_\_ (you / talk) to when I \_\_\_\_\_ (see) you in the school canteen?
- 3 Susan \_\_\_\_\_ (listen) to music when she \_\_\_\_\_ (receive) an SMS from Jake.
- 4 We \_\_\_\_\_ (cross) the road when the accident \_\_\_\_\_ (happen).
- 5 I \_\_\_\_\_ (wear) a warm jacket because it \_\_\_\_\_ (be) very cold.
- 6 The students \_\_\_\_\_ (do) a test when the bell \_\_\_\_\_ (ring).
- 7 We \_\_\_\_\_ (listen) to the news when they \_\_\_\_\_ (interrupt) the programme.
- 8 What \_\_\_\_\_ (the children / do) when dad \_\_\_\_\_ (arrive) home?
- 9 I \_\_\_\_\_ (eat) a pizza when I \_\_\_\_\_ (drop) some tomato on my shirt.
- 10 Alan \_\_\_\_\_ (have) dinner when someone \_\_\_\_\_ (knock) at the door.

## ★★ 3 Scrivi frasi complete usando i suggerimenti dati.

- 1 Sam and Meg / meet / while / study / Boston
- 2 what / the students / do / when / teacher / arrive / ?
- 3 I / play / computer games / when / you / call
- 4 when / we / arrive / restaurant / our friends / already eat
- 5 David / hurt / leg / while / play / rugby
- 6 Betty / find / old photograph / her family / while / she / do / housework
- 7 Nick / walk / park / when / he / find / wallet
- 8 I / surf / Internet / when / computer / stop working
- 9 who / you / see / while / you / do the shopping / ?
- 10 it / not rain / when / we / leave / home / this morning

## ★★ 4 Collega una frase (1-6) della colonna A con una frase (a-f) della colonna B. Poi scrivi frasi con il Past continuous e il Past simple.

A	B
1 Mary (have) lunch with Steve	a the TV (stop) working
2 John (cross) the road	b they (come) out of the bank
3 Sam and Karl (drive) to London	c the car (hit) him
4 Jack and Clare (watch) a film	d his girlfriend (see) them
5 We (shop) in town	e their car (break down)
6 The police (arrest) the robbers	f we (meet) our English teacher

## ★★ 5 TRANSLATION Traduci.

- 1 Quando mi hai visto ieri stavo andando al cinema.
- 2 Linda si è tagliata mentre stava cucinando.
- 3 Stavo navigando in Internet quando ho trovato un sito interessante.
- 4 Mentre facevamo jogging al parco ha cominciato a nevicare.
- 5 Nathan stava salendo sull'autobus quando il suo zainetto si è rotto.
- 6 Che cosa stavi leggendo quando eri in biblioteca?
- 7 Quando mia madre è arrivata non stavo facendo i compiti: stavo ascoltando musica.
- 8 Sylvia ha fatto un incidente perché non stava guardando la strada.
- 9 Il sole splendeva quando siamo andati a fare una passeggiata.
- 10 Stavi dormendo quando il ladro è entrato in casa?

# Modal verbs: *must / mustn't,* *can / can't*

Name	_____
Surname	_____
Class	_____
Date	_____

## ★ 1 Completa le frasi con *must / mustn't*.

- 1 My grandmother isn't very well. I \_\_\_\_\_ go and see her.
- 2 The concert starts at 9 o'clock. You \_\_\_\_\_ be late.
- 3 You \_\_\_\_\_ tell Tracy. It's a secret.
- 4 I have an English test tomorrow. I \_\_\_\_\_ study for it.
- 5 If you want to visit China, you \_\_\_\_\_ get a passport.
- 6 You \_\_\_\_\_ talk in the library.
- 7 Ken starts work at 7.00 a.m., so he \_\_\_\_\_ wake up very early every morning.
- 8 You \_\_\_\_\_ speak when you are eating.
- 9 Indian food is really nice: you \_\_\_\_\_ try it.
- 10 I've got a terrible toothache. I \_\_\_\_\_ go to the dentist.

## ★★ 2 Completa le frasi con *must / mustn't* e i verbi dati.

clean ▪ do ▪ eat ▪ go ▪ read ▪ smoke  
take ▪ use ▪ wear ▪ work



- 1 I think this book is really good. You \_\_\_\_\_ it.
- 2 People \_\_\_\_\_ pictures in the museum.
- 3 Most students in Britain \_\_\_\_\_ a uniform.
- 4 We \_\_\_\_\_ our homework if we want to get good marks.
- 5 The house's very dirty: we \_\_\_\_\_ it.
- 6 You \_\_\_\_\_ so many cigarettes: it's bad for you.
- 7 I can't come to the cinema with you tonight: I \_\_\_\_\_ late.
- 8 You're on a diet! You \_\_\_\_\_ so much.
- 9 It's really late. I \_\_\_\_\_ now.
- 10 Students \_\_\_\_\_ their mobiles during the exams.

## ★★ 3 Sottolinea l'alternativa corretta.

- 1 You *must / can't* park here: you're blocking the entrance.
- 2 I *must / mustn't* finish this project today.
- 3 We *can't / must* go. The film starts in half an hour.
- 4 My mother says I *must / can* make my bed every day.
- 5 You *can't / must* ask me before you take my things.
- 6 At my school we *can't / must* wear jeans.
- 7 Students *must / can't* talk during the exam.
- 8 In Italy you *must / mustn't* drive on the right.
- 9 We *can / mustn't* disturb him: he's not well.
- 10 You *must / mustn't* forget Sam's birthday.

## ★★★ 4 Completa le frasi con *must / mustn't, can / can't*.

- 1 Caroline's very musical: she \_\_\_\_\_ sing and play the piano.
- 2 You \_\_\_\_\_ leave the computer on: switch it off when you leave.
- 3 I speak French, but I \_\_\_\_\_ speak German.
- 4 Footballers \_\_\_\_\_ use their hands.
- 5 Time to go! I \_\_\_\_\_ be at home by eleven.
- 6 We \_\_\_\_\_ copy in exams. It's against the rules.
- 7 You \_\_\_\_\_ read the instructions carefully.
- 8 \_\_\_\_\_ you buy some milk when you go out?
- 9 Drivers \_\_\_\_\_ stop at red lights.
- 10 Students \_\_\_\_\_ bring food or drinks into the computer lab.

## ★★★ 5 TRANSLATION Traduci.

- 1 Gli studenti devono rispondere a tutte le domande.  
\_\_\_\_\_
- 2 Dobbiamo mettere le cinture in macchina.  
\_\_\_\_\_
- 3 Dovete spegnere le luci quando andate via.  
\_\_\_\_\_
- 4 Devi ricordarti di comperare un regalo per Andrew.  
\_\_\_\_\_
- 5 Non devi usare il cellulare qui.  
\_\_\_\_\_
- 6 Non possiamo usare il dizionario durante l'esame.  
\_\_\_\_\_
- 7 A che ora dobbiamo tornare a casa?  
\_\_\_\_\_
- 8 Possiamo andare al cinema a piedi: non è lontano.  
\_\_\_\_\_
- 9 Dobbiamo fare molti compiti oggi pomeriggio.  
\_\_\_\_\_
- 10 Non devi arrivare tardi a scuola.  
\_\_\_\_\_

# can / could (possibility, ability, permission)

Name	_____
Surname	_____
Class	_____
Date	_____

## ★ 1 Riordina le parole per scrivere delle frasi.

- can / Barbara / speak / not / French  
\_\_\_\_\_
- sing / my / can / brother  
\_\_\_\_\_
- your / computer / can / a / use / grandfather / ?  
\_\_\_\_\_
- a / not / I / ride / can / bike  
\_\_\_\_\_
- we / not / do / this / can / exercise  
\_\_\_\_\_
- sit / here / can / I / ?  
\_\_\_\_\_
- football / my / can / very / brother / play / well  
\_\_\_\_\_
- can / I / not / his / remember / name  
\_\_\_\_\_
- Japanese / friend / can / speak / your / ?  
\_\_\_\_\_
- I / can / where / a / buy / ticket / ?  
\_\_\_\_\_

## ★ 2 Scrivi delle frasi affermative (✓), negative (x) o interrogative (?) usando can.

- I / open the window (?)  
\_\_\_\_\_
- Jean / speak Russian (✓)  
\_\_\_\_\_
- my grandfather / use an MP3 (✓)  
\_\_\_\_\_
- we / sing (✓)  
\_\_\_\_\_
- you / swim (x)  
\_\_\_\_\_
- I / do this test (x)  
\_\_\_\_\_
- my friend / ride a bike (x)  
\_\_\_\_\_
- I / use your phone (?)  
\_\_\_\_\_
- you / dance (?)  
\_\_\_\_\_
- I / borrow your mobile phone (?)  
\_\_\_\_\_

## ★★ 3 Completa con can o can't e i seguenti verbi.

write ▪ listen ▪ buy ▪ close ▪ ask  
borrow ▪ read ▪ ride ▪ speak ▪ do

- Ted \_\_\_\_\_ German very well because his parents are from Berlin.
- I \_\_\_\_\_ this book. It's in Chinese.
- You \_\_\_\_\_ to music in the library.
- \_\_\_\_\_ I \_\_\_\_\_ a question?
- They \_\_\_\_\_ this exercise. It's very difficult.
- \_\_\_\_\_ I \_\_\_\_\_ your MP3?
- My sister \_\_\_\_\_ a horse: she's very good.
- \_\_\_\_\_ I \_\_\_\_\_ the window?
- Send me your email so I \_\_\_\_\_ to you.
- \_\_\_\_\_ I \_\_\_\_\_ a ticket on the bus?

## ★ 4 Usa can o could per chiedere il permesso.

- close / the door
- use / your mobile phone
- borrow / your dictionary
- sit / here
- ask / a question
- open / the window
- use / this computer
- read / this newspaper
- give / you / my homework tomorrow
- eat / this sandwich

## ★★★ 5 TRANSLATION Traduci.

- Posso comprare il biglietto sull'autobus?
- Posso usare la tua bicicletta per andare a scuola?
- Non sappiamo parlare tedesco.
- Il papà non può portarmi a scuola in macchina oggi.
- A che ora possiamo incontrarci?
- Posso guardare la televisione?
- Mi puoi aiutare?
- Mia sorella sa ballare, ma non sa cantare.
- Possiamo giocare qui?
- Dove posso comperare un giornale inglese?

# have to / don't have to

Name	_____
Surname	_____
Class	_____
Date	_____

**★ 1 Completa le frasi con le parole e la forma corretta di have to: affermativa (+), negativa (-) o interrogativa (?).**

- \_\_\_\_\_ (students / do) a lot of homework at your school?
- A politician \_\_\_\_\_ (be) good at speaking. (+)
- Alison \_\_\_\_\_ (work) long hours. (-)
- Firefighters \_\_\_\_\_ (wear) a uniform. (+)
- How many hours \_\_\_\_\_ (Peter / work) in a week?
- Jack \_\_\_\_\_ (arrive) early: he can come at half past ten. (-)
- We \_\_\_\_\_ (drive) on the left in Britain. (+)
- \_\_\_\_\_ (you / study) tonight?
- What \_\_\_\_\_ (George / wear) to work?
- You \_\_\_\_\_ (go) by train: I'll drive you. (-)

**★★ 2 Completa le frasi con la forma corretta di have to, seguendo le informazioni date nella tabella.**

	Olga	Keith
• get up early in the morning	✓	✓
• work on Saturdays	✗	✗
• work on Sundays	✗	✓
• work in the evening	✓	✗
• wear a uniform	✗	✗
• use special equipment	✓	✓
• work outside	✗	✗
• be good at computers	✓	✓
• talk in front of an audience	✗	✓
• travel a lot	✗	✓

- Olga and Keith \_\_\_\_\_ work on Saturdays.
- Keith \_\_\_\_\_ travel a lot.
- Olga and Keith \_\_\_\_\_ get up early in the morning.
- Olga \_\_\_\_\_ talk in front of an audience.
- Olga and Keith \_\_\_\_\_ be good at computers.
- Keith \_\_\_\_\_ work on Sundays.
- Olga and Keith \_\_\_\_\_ use special equipment.
- Olga \_\_\_\_\_ work in the evening.
- Keith \_\_\_\_\_ work outside.
- Olga and Keith \_\_\_\_\_ wear a uniform.

**★★ 3 Completa le frasi con le parole e la forma corretta di have to dei verbi tra parentesi.**

- A** \_\_\_\_\_ (you / take) a bus to school?  
**B** No, I usually walk.
- English is obligatory, but we \_\_\_\_\_ (study) German.
- I live near my school. I \_\_\_\_\_ (get) up early.
- My father's a doctor. He sometimes \_\_\_\_\_ (work) at night.
- \_\_\_\_\_ (you / help) your parents with the housework?
- My train is at 6 o'clock tomorrow morning. I \_\_\_\_\_ (go) to bed very early tonight.
- Students in Britain \_\_\_\_\_ (go) to school on Saturdays.
- We \_\_\_\_\_ (pay) to visit the museum. It's free.
- You \_\_\_\_\_ (buy) Michael a birthday present if you don't want to.
- \_\_\_\_\_ (Italian students / wear) a uniform at school?

**★★ 4 Completa le frasi con la forma corretta di have to e i verbi tra parentesi.**

- \_\_\_\_\_ (we / switch off) the computers when we leave the lab?
- We need some food. We \_\_\_\_\_ (go) to the supermarket.
- I \_\_\_\_\_ (study) hard for my Geography test tomorrow.
- Jason wants to move to Berlin. He \_\_\_\_\_ (learn) German.
- Laura lives close to school. She \_\_\_\_\_ (take) a bus to get there.
- A** \_\_\_\_\_ (you / pay) to surf the Internet here?  
**B** No, it's free.
- Teachers \_\_\_\_\_ (correct) a lot of homework.
- \_\_\_\_\_ (you / have) special qualifications for this job?
- We \_\_\_\_\_ (invite) Mark to the party if you don't like him.
- You \_\_\_\_\_ (make) an appointment to see me. You can come when you want.

Name \_\_\_\_\_  
 Surname \_\_\_\_\_  
 Class \_\_\_\_\_  
 Date \_\_\_\_\_

★★★ 5 Completa il brano con la forma corretta di *have to* e i verbi dati.

be ▪ drive ▪ get up ▪ take ▪ wear ▪ work (x2)



Samantha is an engineer. She works for a big company in Manchester, but she lives in Chester, a small town 40 miles from Manchester. Every morning she <sup>1</sup> \_\_\_\_\_ at 6.30. Luckily she <sup>2</sup> \_\_\_\_\_ to Manchester, because there's a good train service. Her office is close to the station, so she <sup>3</sup> \_\_\_\_\_ a bus, she can walk there. She <sup>4</sup> \_\_\_\_\_ at work at 9.00, but she often arrives earlier. She likes her job because she <sup>5</sup> \_\_\_\_\_ smart clothes: she usually wears jeans and trainers. Sometimes she <sup>6</sup> \_\_\_\_\_ late during the week, but she <sup>7</sup> \_\_\_\_\_ at weekends.

★★★ 6 TRANSLATION Traduci.

- 1 I dottori devono lavorare il fine settimana.  
\_\_\_\_\_
- 2 Jack inizia il lavoro alle sette: deve svegliarsi molto presto ogni mattina.  
\_\_\_\_\_
- 3 Che qualifiche devi avere per fare questo lavoro?  
\_\_\_\_\_
- 4 Non dobbiamo prendere un taxi: possiamo andare in metropolitana.  
\_\_\_\_\_
- 5 A mia sorella non piace il suo lavoro perché deve viaggiare molto.  
\_\_\_\_\_
- 6 Perché devi andare a Londra domani?  
\_\_\_\_\_
- 7 Chi devo contattare per avere informazioni sul lavoro?  
\_\_\_\_\_
- 8 Non devo andare a scuola domani: è domenica.  
\_\_\_\_\_
- 9 Dovete lavorare questo fine settimana?  
\_\_\_\_\_
- 10 Non devi rispondere all'email di Peter ora: puoi farlo più tardi.  
\_\_\_\_\_

# Comparatives and superlatives

Name	_____
Surname	_____
Class	_____
Date	_____

## ★ 1 Scrivi la forma comparativa dei seguenti aggettivi.

- intelligent \_\_\_\_\_
- quick \_\_\_\_\_
- good \_\_\_\_\_
- easy \_\_\_\_\_
- fat \_\_\_\_\_
- important \_\_\_\_\_
- old fashioned \_\_\_\_\_
- nice \_\_\_\_\_
- elegant \_\_\_\_\_
- slim \_\_\_\_\_

## ★ 2 Sottolinea l'alternativa corretta.

- Your computer is *better* / *gooder* than my computer.
- The sitting room is *brighter* / *more bright* than the bedroom.
- English is *difficulter* / *more difficult* than Italian.
- Reality shows are *boringer* / *more boring* than quiz shows.
- Planes are *faster* / *more fast* than trains.
- Paula is *nicer* / *niceer* than Wendy.
- My room is *tidier* / *tidyer* than your room.
- Jason is *slimer* / *slimmer* than Nick.
- Milan is *more far* / *further* from Naples than Rome.
- My mobile is *cheaper* / *cheapper* than Alan's mobile.

## ★★ 3 Completa con i comparativi di maggioranza degli aggettivi tra parentesi.

- French is \_\_\_\_\_ (easy) than English.
- Sofas are \_\_\_\_\_ (comfortable) than chairs.
- Your laptop is \_\_\_\_\_ (modern) than my laptop.
- Patrick is \_\_\_\_\_ (tall) than me.
- Snowboarding is \_\_\_\_\_ (dangerous) than football.
- Turin is \_\_\_\_\_ (far) from Rome than from Milan.
- My father is \_\_\_\_\_ (old) than my mother.
- I'm \_\_\_\_\_ (bad) at Maths than you.
- Italy is \_\_\_\_\_ (hot) than Britain in summer.
- I think Sue is \_\_\_\_\_ (intelligent) than her brother.

## ★★ 4 Completa usando la forma comparativa degli aggettivi dati.

slow ▪ boring ▪ bad ▪ modern ▪ cheap  
long ▪ cold ▪ short ▪ easy ▪ old

- Your trainers cost only £10. They were \_\_\_\_\_ than my trainers.
- Milan is \_\_\_\_\_ than Naples in winter.
- The Po is \_\_\_\_\_ than the Thames.
- Buses are \_\_\_\_\_ than the underground.
- Whiteboards are \_\_\_\_\_ than blackboards.
- In winter days are \_\_\_\_\_ than in summer.
- You always get top marks in Maths and I always get bad marks. I'm \_\_\_\_\_ than you at Maths.
- The Pyramids are \_\_\_\_\_ than Big Ben.
- All the students passed the exam. I think it was \_\_\_\_\_ than the last exam.
- I don't like cricket. I think it's \_\_\_\_\_ than football.

## ★★★ 5 Scrivi delle frasi confrontando i dati. Usa i comparativi degli aggettivi tra parentesi.

- My rucksack is three kilos. Your rucksack is one kilo. (heavy)  
\_\_\_\_\_
- Sandra's house is three miles from school. Dave's house is two miles from school. (far)  
\_\_\_\_\_
- I bought my mobile three weeks ago. You bought your mobile three months ago. (modern)  
\_\_\_\_\_
- Ann was born in 1994. Bob was born in 1997. (old)  
\_\_\_\_\_
- Phil is 1.70 m tall. Steven is 1.80 m tall. (short)  
\_\_\_\_\_
- Brenda is a size 10. Diana is a size 12. (slim)  
\_\_\_\_\_
- My book is 350 pages. Your book is 260 pages. (long)  
\_\_\_\_\_
- The temperature in Palermo is 35° C. The temperature in Venice is 26° C. (hot)  
\_\_\_\_\_
- Your camera cost £140. My camera cost £75. (expensive)  
\_\_\_\_\_
- Tom's house has five bedrooms. Alan's house has two bedroom. (big)  
\_\_\_\_\_

Name _____
Surname _____
Class _____
Date _____

★ 6 Completa la tabella con le forme mancanti di questi aggettivi.

	Superlative
1 _____	the happiest
2 fashionable	_____
3 _____	the farthest / the furthest
4 unusual	_____
5 _____	the hottest
6 easy	_____
7 _____	the prettiest
8 big	_____
9 _____	the slimmest
10 practical	_____

★ 7 Completa usando la forma superlativa dell'aggettivo tra parentesi.

- The palmtop is \_\_\_\_\_ (small) of all computers.
- August's \_\_\_\_\_ (hot) month in the year.
- What's \_\_\_\_\_ (modern) building in the city?
- This is \_\_\_\_\_ (easy) exercise in the book.
- Is cricket \_\_\_\_\_ (popular) sport in Britain?
- My brother Jack is \_\_\_\_\_ (tall) person in our family.
- Paris is \_\_\_\_\_ (famous) city in France.
- The Fat Duck is one of \_\_\_\_\_ (expensive) restaurants in London.
- Tom's \_\_\_\_\_ (intelligent) boy in my class.
- Who's \_\_\_\_\_ (good) tennis player in the world?

★★ 8 Scrivi delle frasi confrontando i dati. Usa i superlativi degli aggettivi dati tra parentesi.

- Paul has £150. Sean has £120. Danny has £80. (rich / poor)  
\_\_\_\_\_
- It's 45° in New Delhi. It's 28° in Rome. It's 18° in Edinburgh. (cold / hot)  
\_\_\_\_\_
- Pat's flat has five rooms. Alan's flat has four rooms. Mary's flat has two rooms. (big / small)  
\_\_\_\_\_
- Frank won ten tennis matches. Eddie won three tennis matches. Steven won one tennis match. (good / bad)  
\_\_\_\_\_
- My father's 45. My grandfather's 67. My uncle's 40. (old / young)  
\_\_\_\_\_

6 The trainers are £120. The snow boots are £140. The sandals are £39. (expensive / cheap)  
\_\_\_\_\_

7 Your house is two miles from school. My house is four miles from school. Charlie's house is five miles from school. (near / far)  
\_\_\_\_\_

8 The Four Seasons opened in 2011. The Plaza opened in 1998. The Carlton opened in 1975. (modern / old)  
\_\_\_\_\_

9 Martha's 1.80 m. Barbara's 1.65 m. Bianca's 1.60 m. (tall / short)  
\_\_\_\_\_

10 Your rucksack's one kilo. George's rucksack's five kilos. My rucksack's three kilos. (light / heavy)  
\_\_\_\_\_

★★★ 9 Completa con il comparativo o il superlativo dell'aggettivo fra parentesi.

- The Duomo is \_\_\_\_\_ (famous) church in Milan.
- Dogs are \_\_\_\_\_ (friendly) than cats.
- What is \_\_\_\_\_ (expensive) car of all?
- The 21<sup>st</sup> of June is \_\_\_\_\_ (long) day in the year.
- I like English but I think French is \_\_\_\_\_ (easy) for Italians.
- Don't go shopping on Saturday, it's \_\_\_\_\_ (busy) day of the week.
- Texting is \_\_\_\_\_ (quick) than emailing.
- Who is \_\_\_\_\_ (rich) woman in the world?
- Your laptop is \_\_\_\_\_ (slim) than mine.
- History is \_\_\_\_\_ (bad) than Geography.

★★★ 10 TRANSLATION Traduci.

- Qual è il film più divertente di tutti?
- Il mio computer portatile è più leggero del tuo computer.
- Chi è la persona più vecchia della tua famiglia?
- J. K. Rowling è più ricca della regina.
- Questo è l'esercizio più difficile.
- Mildred è la ragazza più simpatica della mia classe.
- Febbraio è il mese più corto dell'anno.
- La mia camera da letto è la stanza più piccola della casa, ma è la più bella.
- Questo è il negozio di computer con i prezzi migliori.
- Qual è il monte più alto al mondo?

# going to for future

Name	_____
Surname	_____
Class	_____
Date	_____

★ 1 **Scrivi le parole nell'ordine corretto in modo da ottenere frasi alla forma affermativa, negativa e interrogativa.**

- going / three / we / to / weeks / are / in / spend / France  
\_\_\_\_\_
- his / Jack / to / is / friends / visit / going  
\_\_\_\_\_
- tonight / what / going / you / do / are / to / ?  
\_\_\_\_\_
- at / is / to / university / study / not / Frank / going  
\_\_\_\_\_
- I / at / to / am / the / Jason / going / station / meet  
\_\_\_\_\_
- your / tidy / going / when / are / to / room / you / ?  
\_\_\_\_\_
- Chinese / Susan / to / going / is / learn  
\_\_\_\_\_
- a / they / stay / Bed / and / going / in / are / Breakfast / to  
\_\_\_\_\_
- home / are / tonight / you / stay / going / to / at?  
\_\_\_\_\_
- Peter / I / invite / my / not / to / to / going / party / am  
\_\_\_\_\_

★★ 2 **Usa le seguenti parole per scrivere frasi affermative (✓), negative (x) o interrogative (?) con going to.**

- Jennifer / travel by train (?)
- I / take a lot of photos (x)
- they / visit Florence (?)
- you / get a good mark (x)
- Jack / stay in a nice hotel (✓)
- the plane / arrive at 10.15. (✓)
- you / do your homework (?)
- I / buy that rucksack (x)
- we / watch TV tonight (✓)
- you / talk to the teacher (?)

★★ 3 **Completa usando going to e i verbi in parentesi.**

- My grandparents \_\_\_\_\_ (not / have) dinner with us.
- \_\_\_\_\_ Patricia \_\_\_\_\_ (visit) her friends in Sydney this summer?
- What time \_\_\_\_\_ you \_\_\_\_\_ (leave) for the airport?
- \_\_\_\_\_ Matt and Sean \_\_\_\_\_ (come) to your party?

- Caroline and Jack \_\_\_\_\_ (not / travel) to London this week end.
- I \_\_\_\_\_ (not / study) this afternoon.
- What \_\_\_\_\_ you and your friends \_\_\_\_\_ (do) tonight?
- My brother \_\_\_\_\_ (spend) two weeks in Florida.
- The concert \_\_\_\_\_ (start) in ten minutes.
- Where \_\_\_\_\_ you \_\_\_\_\_ (spend) your holidays next year?

★★ 4 **Completa le frasi con la forma corretta di going to e uno dei verbi dati.**

drive ▪ do ▪ pack ▪ climb ▪ spend  
catch ▪ watch ▪ stay ▪ visit ▪ meet

- We \_\_\_\_\_ our holidays in Spain this summer.
- \_\_\_\_\_ Sarah \_\_\_\_\_ the 9.15 train?
- Mary \_\_\_\_\_ the Catacombs in Rome.
- \_\_\_\_\_ you \_\_\_\_\_ the documentary about Australia tonight?
- I \_\_\_\_\_ Dave for lunch today.
- My parents \_\_\_\_\_ some sightseeing in Paris.
- They \_\_\_\_\_ the Leaning Tower in Pisa.
- I \_\_\_\_\_ some smart clothes.
- We \_\_\_\_\_ with friends in Naples.
- \_\_\_\_\_ Alison and Tim \_\_\_\_\_ to the mountains this weekend?

★★★ 5 **TRANSLATION Traduci.**

- Dove avete intenzione di passare le vacanze?
- I miei amici non hanno intenzione di stare in un albergo.
- Nick ha intenzione di andare in aereo a Parigi.
- Non ho intenzione di comperare un nuovo cellulare.
- Che cosa hai intenzione di cucinare questa sera?
- Abbiamo intenzione di visitare il Colosseo a Roma.
- Quanti giorni avete intenzione di stare a Londra?
- Mio fratello ha intenzione di trasferirsi a Manchester.
- Emma e Carla non hanno intenzione di venire con noi al cinema.
- Prendi l'ombrello. Sta per piovare.

# Present continuous for future

Name	_____
Surname	_____
Class	_____
Date	_____

★ **1** Scrivi i verbi tra parentesi al *Present continuous* e indica se si riferiscono a azioni presenti (P) o future (F).

- 1 What time \_\_\_\_\_ Ben \_\_\_\_\_ (come) home tonight? \_\_\_\_\_
- 2 \_\_\_\_\_ your dad \_\_\_\_\_ (work) this weekend? \_\_\_\_\_
- 3 **A** Where's mum? **B** In the kitchen. She \_\_\_\_\_ (make) dinner. \_\_\_\_\_
- 4 Don't switch the computer off. I \_\_\_\_\_ (use) it. \_\_\_\_\_
- 5 What time \_\_\_\_\_ your plane \_\_\_\_\_ (leave) tomorrow morning? \_\_\_\_\_
- 6 When \_\_\_\_\_ your friends \_\_\_\_\_ (arrive)? \_\_\_\_\_
- 7 **A** Is Jack busy? **B** Yes, he \_\_\_\_\_ (do) his homework. \_\_\_\_\_
- 8 **A** What programme \_\_\_\_\_ you \_\_\_\_\_ (watch)? **B** A quiz show. \_\_\_\_\_
- 9 John's in his room. He \_\_\_\_\_ (play) games on the computer. \_\_\_\_\_
- 10 We \_\_\_\_\_ (not have) lunch with Walter next Sunday. \_\_\_\_\_

★ **2** Scrivi delle frasi complete con il *Present continuous*.

- 1 I / not go / school / tomorrow
- 2 they / not watch / football match / Saturday
- 3 you / have / dinner / with / Ted / tonight / ?
- 4 Steven and Mary / visit / Edinburgh / this weekend
- 5 Neil / come / concert / ?
- 6 the course / start / Monday
- 7 Paul and Tommy / not play / tennis / tomorrow afternoon
- 8 my parents / not stay / home / tonight
- 9 the students / take / exam / next Thursday
- 10 what time / your friends / arrive / tomorrow?

★ **3** Completa con la forma corretta del *Present continuous* dei verbi tra parentesi.

- 1 \_\_\_\_\_ Joan \_\_\_\_\_ (come) to the cinema with us tonight?
- 2 What \_\_\_\_\_ you \_\_\_\_\_ (do) this weekend?
- 3 We \_\_\_\_\_ (not go) on holiday this summer.
- 4 \_\_\_\_\_ the students \_\_\_\_\_ (visit) the museum next Friday?
- 5 Sandra and Chris \_\_\_\_\_ (leave) tomorrow evening.
- 6 \_\_\_\_\_ we \_\_\_\_\_ (have) a picnic on Saturday?
- 7 I \_\_\_\_\_ (meet) Jennifer after lunch.

- 8 My parents \_\_\_\_\_ (drive) to Cardiff on Tuesday.
- 9 \_\_\_\_\_ you \_\_\_\_\_ (use) the computer later?
- 10 We \_\_\_\_\_ (play) basketball in the afternoon.

★★ **4** Completa con il *Present continuous* dei verbi dati.

catch ▪ leave ▪ buy ▪ visit ▪ go ▪ meet  
play ▪ have ▪ spend ▪ stay

- 1 I \_\_\_\_\_ these trainers. They are too expensive.
- 2 We \_\_\_\_\_ three weeks in Portugal this summer.
- 3 \_\_\_\_\_ Jack \_\_\_\_\_ to the football match with us?
- 4 \_\_\_\_\_ you \_\_\_\_\_ tennis with Michael this afternoon?
- 5 My parents \_\_\_\_\_ for Washington tomorrow.
- 6 I can't see you tomorrow. I \_\_\_\_\_ my grandparents.
- 7 Barbara \_\_\_\_\_ Frank at half past four this afternoon.
- 8 We \_\_\_\_\_ the bus at half past six tomorrow morning.
- 9 \_\_\_\_\_ you \_\_\_\_\_ in a hotel when you go to San Francisco?
- 10 \_\_\_\_\_ we \_\_\_\_\_ pizza for dinner tonight?

★★★ **5** TRANSLATION Traduci.

- 1 A che ora vieni a casa stasera?
- 2 Martin arriva questo pomeriggio alle quattro.
- 3 Domani non andiamo a scuola.
- 4 Questa sera resto a casa: c'è un programma interessante alla TV.
- 5 Non andiamo alla festa di Stephanie perché non ci ha invitato.
- 6 Questa sera ceniamo con Ron e Elaine.
- 7 Passeremo due settimane a Roma e staremo in un albergo nel centro della città.
- 8 **A** Vieni alla partita di calcio domenica?  
**B** Non posso, pranzo con i miei nonni.
- 9 Quando comincerai il tuo nuovo lavoro?
- 10 Vado a teatro con Olga questa sera: vieni con noi?

# will / won't: predictions

Name	_____
Surname	_____
Class	_____
Date	_____

## ★ 1 Completa con la forma affermativa (✓), negativa (✗) o interrogativa di *will* e il verbo tra parentesi.

- \_\_\_\_\_ the weather \_\_\_\_\_ (get) better?
- The exam \_\_\_\_\_ (be) easy. (✗)
- \_\_\_\_\_ your friends \_\_\_\_\_ (arrive) on time?
- Harry \_\_\_\_\_ (pass) his driving test. (✓)
- In 2050 people \_\_\_\_\_ (work) shorter hours. (✓)
- Bob \_\_\_\_\_ (get) a good mark in the test. (✗)
- It \_\_\_\_\_ (take) an hour to get to the station. (✓)
- Sandra \_\_\_\_\_ (move) to the USA. (✗)
- Tom \_\_\_\_\_ (win) the match: he's the best player. (✓)
- \_\_\_\_\_ all students \_\_\_\_\_ (have) laptop computers at school in ten years?

## ★ 2 Che cosa puoi fare per migliorare il tuo inglese? Usa le parole date per scrivere frasi con *will* o *won't*.

- listen to Italian songs, only English songs  
\_\_\_\_\_
- learn twenty new English words every day  
\_\_\_\_\_
- read an English newspaper every week  
\_\_\_\_\_
- copy the homework  
\_\_\_\_\_
- ask the teacher if I have problems  
\_\_\_\_\_
- watch films in Italian, only in English  
\_\_\_\_\_
- find an English pen friend  
\_\_\_\_\_
- speak Italian during the English lesson  
\_\_\_\_\_
- follow a language course in Britain  
\_\_\_\_\_
- write my diary in Italian, but in English  
\_\_\_\_\_

## ★★ 3 Completa le frasi con *will* o *won't* e i verbi dati.

buy ▪ be (x 2) ▪ become ▪ move  
stop ▪ win ▪ eat ▪ rain ▪ take

- Don't worry. The test \_\_\_\_\_ difficult.
- \_\_\_\_\_ scientists \_\_\_\_\_ climate change?
- You don't need to take your umbrella. It \_\_\_\_\_ today.
- In the next twenty years \_\_\_\_\_ air and water pollution \_\_\_\_\_ worse?
- Martha \_\_\_\_\_ that bacon sandwich. She's vegetarian.

- Our basketball team are not very good. They \_\_\_\_\_ the match.
- Stella \_\_\_\_\_ the house: she hasn't got enough money.
- \_\_\_\_\_ you \_\_\_\_\_ to another country in the next ten years?
- We've got lots of time. We \_\_\_\_\_ late for school.
- It \_\_\_\_\_ about ten minutes to get to the station.

## ★★ 4 Usa *will* o *won't* e le parole date per fare previsioni.

- Robots / teach / in schools
- I / go / to university
- People / work / from home
- My parents / buy / me / a new mobile phone
- I / move / to a different city
- It / rain / tomorrow
- The next English test / be / difficult
- My football team / win / the next match
- People / have / enough food in the future
- I / get / a good mark / Maths test

## ★★★ 5 TRANSLATION Traduci.

- Mi sposerò e avrò due bambini.  
\_\_\_\_\_
- I miei genitori non mi compreranno una motocicletta.  
\_\_\_\_\_
- Non sono sicuro che Patrick passerà l'esame.  
\_\_\_\_\_
- Mia sorella non studierà all'università.  
\_\_\_\_\_
- L'anno prossimo mio nonno compirà 70 anni.  
\_\_\_\_\_
- Sbrigati o faremo tardi per il cinema.  
\_\_\_\_\_
- Penso che l'insegnante non ci darà tanti compiti.  
\_\_\_\_\_
- Quante persone inviterai alla tua festa?  
\_\_\_\_\_
- Nel 2050 tutti parleranno inglese.  
\_\_\_\_\_
- In futuro molte persone si trasferiranno in città.  
\_\_\_\_\_

# going to, Present continuous for future, will / won't

Name	_____
Surname	_____
Class	_____
Date	_____

## ★ 1 Riordina le parole per formare frasi.

- be / will / rich / very / day / one / you / ?  
\_\_\_\_\_
- this / tidy / I / afternoon / room / going / my / am / to  
\_\_\_\_\_
- English / your / in / friends / how / staying / Milan / long / are / ?  
\_\_\_\_\_
- we / on / for / leaving / Tuesday / Rome / are  
\_\_\_\_\_
- our / match / not / the / team / I / will / school / think / win  
\_\_\_\_\_
- wear / Jamie's / what / you / for / will / party / ?  
\_\_\_\_\_
- Tom / tonight / grandparents / is / dinner / with / his / having  
\_\_\_\_\_
- parents / not / me / my / scooter / for / will / a / my / buy / birthday  
\_\_\_\_\_
- lunch / Paul / I / meeting / for / am  
\_\_\_\_\_
- going / to / what / your / study / at / sister / university / is / ?  
\_\_\_\_\_

## ★ 2 Sottolinea l'alternativa corretta.

- Don't drive so fast. You *are having* / *are going to have* an accident.
- We can't come to the mountains with you. We *are going to have* / *are having* lunch with our grandparents on Saturday.
- Hurry up. The bus *is leaving* / *is going to leave* in ten minutes.
- It's five o'clock. John *is being* / *is going to be* late again.
- We *are having* / *are going to have* a barbecue on Sunday. Would you like to come?
- Look at those clouds. It *is raining* / *is going to rain*.
- Sandra didn't study for her exam. She *is failing* / *is going to fail* it.
- I always get bad marks in my tests. I *am speaking* / *am going to speak* to the teacher.
- We decided where to spend our next summer holidays. We *are going* / *are going to go* to Spain.
- When *are you answering* / *are you going to answer* Jason's text message?

## ★★ 3 Completa con la forma corretta (Present continuous o going to) dei verbi tra parentesi.

- I can't have lunch with you on Saturday. I \_\_\_\_\_ (help) my mum with the housework.
- Anne is in Cardiff now because her course at university \_\_\_\_\_ (start) next Monday.
- When \_\_\_\_\_ you \_\_\_\_\_ (tell) your parents that you failed your driving test?
- I want to make lasagne tonight. I \_\_\_\_\_ (buy) some meat and some tomatoes for the sauce.
- We \_\_\_\_\_ (go) to the football match on Sunday. Why don't you come with us?
- Be careful. You \_\_\_\_\_ (break) that vase!
- We \_\_\_\_\_ (not drive) to Manchester. The traffic is always terrible on Friday.
- This dress is fantastic. When \_\_\_\_\_ you \_\_\_\_\_ (wear) it?
- \_\_\_\_\_ you \_\_\_\_\_ (have) a big family when you get married?
- I \_\_\_\_\_ (meet) Wendy at five o'clock this afternoon.

## ★ 4 Sottolinea l'alternativa corretta.

- Ask Jim. I'm sure he *will* / *is going to* help you.
- A Why did you buy all those apples?  
B I *will* / *am going to* make an apple pie.
- Fifty years from now, books *aren't going to* / *won't* exist.
- What *will you do* / *are you going to do* this afternoon?
- I think Federer *will* / *is going to* win the match.
- Take your jacket. It *will* / *is going to* be cold today.
- I'm not sure Amanda *will* / *is going to* come to your party.
- The weather forecast says it *won't* / *isn't going to* rain tomorrow.
- A Why are you turning on the TV?  
B I *will* / *am going to* watch the news.
- Tom called me five minutes ago. He *will* / *is going to* be late again.

Name _____
Surname _____
Class _____
Date _____

★★ 5 Completa con *will* o *going to* e i verbi tra parentesi.

- \_\_\_\_\_ you really \_\_\_\_\_ (learn) Chinese?
- By 2030 scientists think there \_\_\_\_\_ (be) 8 billion people in the world.
- We are meeting at seven o'clock and \_\_\_\_\_ (have) dinner at Fast Food World.
- Do you know what Donna \_\_\_\_\_ (do) this weekend?
- Hamilton is the favourite. Everybody says he \_\_\_\_\_ (win) the race.
- It's Trevor's birthday next week. He \_\_\_\_\_ (be) twenty-one.
- A** There are a lot of eggs in the fridge.  
**B** Yes, I \_\_\_\_\_ (make) an omelette for lunch.
- Why don't you come on holiday with us. I'm sure we \_\_\_\_\_ (have) a great time.
- I think Michael \_\_\_\_\_ (be) here soon.
- Your room is a mess! When \_\_\_\_\_ you \_\_\_\_\_ (tidy) it up?

★★ 6 Completa con *will*, *going to*, o il *Present continuous* di uno dei verbi dati.

leave ▪ buy ▪ come ▪ get ▪ be ▪ not survive  
spend ▪ meet ▪ walk ▪ do

- In the next 20 years, endangered animals \_\_\_\_\_.
- \_\_\_\_\_ you really \_\_\_\_\_ to the museum? It's very far.
- What \_\_\_\_\_ you \_\_\_\_\_ tonight?
- I \_\_\_\_\_ Alan in town this afternoon.
- Mary is in London so she \_\_\_\_\_ to the party tonight.
- I \_\_\_\_\_ a book for Susan's birthday. Do you think it's a good idea?
- In the future people \_\_\_\_\_ their holidays on the moon.
- Do you think Pat and Jason \_\_\_\_\_ ever \_\_\_\_\_ married?
- Tomorrow we \_\_\_\_\_ for Madrid.
- Trains \_\_\_\_\_ much faster in the future.

★★★ 7 TRANSLATION Traduci.

- Quando hai intenzione di telefonare a Peter?  
\_\_\_\_\_
- Vado a trovare i miei nonni domani.  
\_\_\_\_\_
- L'esame è molto facile. Lo passerai facilmente.  
\_\_\_\_\_
- Non penso che Joan verrà in montagna con noi.  
\_\_\_\_\_
- Andrò dal dottore venerdì alle due e un quarto.  
\_\_\_\_\_
- Perché Brian ha intenzione di cambiare lavoro?  
\_\_\_\_\_
- In futuro le persone mangeranno cibo geneticamente modificato.  
\_\_\_\_\_
- Hai intenzione di invitare Sue alla tua festa di compleanno?  
\_\_\_\_\_
- Penso che i negozi saranno chiusi domani.  
\_\_\_\_\_
- Mio fratello partirà per Las Vegas domani pomeriggio.  
\_\_\_\_\_

# Help our planet



## JULIE GOES GREEN



5 P.M. AT THE SUPERMARKET.

These strawberries look lovely!

STRAWBERRIES

ORGANIC

Yes, but strawberries aren't in season now. Let's choose autumn fruits.

APPLES

PEARS

Oh no! Where is my shopping bag?

Can I have a plastic bag, please?

LATER AT DINNER.

So, do the vegetables taste good?

Very good. We can water our plants with the cooking water.

You're right Julie.

Julie, can you take the rubbish out?

Yes, this can go on the compost.

Do you want to watch TV with us?

Yes, of course.

In a minute. I'm preparing my school bag.

Can I use this paper as rough paper? It's only got some printing on one side.



**1. True or false.  
Correct the false sentences.**

Julie...

- |   |                          |                          |
|---|--------------------------|--------------------------|
|   | T                        | F                        |
| 1 buys strawberries that are organic.         | <input type="checkbox"/> | <input type="checkbox"/> |
| 2 does the washing up with the cooking water. | <input type="checkbox"/> | <input type="checkbox"/> |
| 3 puts fruit peel on the compost.             | <input type="checkbox"/> | <input type="checkbox"/> |
| 4 puts new exercise books in her school bag.  | <input type="checkbox"/> | <input type="checkbox"/> |
| 5 has a long bath before going to bed.        | <input type="checkbox"/> | <input type="checkbox"/> |
| 6 turns the heating down in her bedroom.      | <input type="checkbox"/> | <input type="checkbox"/> |

**2. Julie does two things which are not good for the environment. What are they? Find them.**



## infoUK

### The great Pacific rubbish patch

In the North Pacific Ocean, there is a large area of plastic waste. It is a very big landfill and it's full of plastic bags and bottles. This area is very bad for wildlife, fishing and tourism.

### Responsible adolescents

A new generation of teenagers want to save the planet. One British teenager in ten wants to stop air travel for leisure. One in ten wants to stop the use of cars. Teenagers care about the environment. Here are some ways you can go green: turn lights off, turn computers and TVs off when you don't use them, walk to school or catch the bus, join an environment club at school, collect litter, eat vegetarian food once a week.



### and in Italy?

Are Italian teenagers interested in protecting the environment?

What are young people doing to help?

Do a class survey.

## THE ART OF RECYCLING

Did you know that recycling is creative?  
“Recycle Art” gives objects a second chance.  
We can all recycle our rubbish.

### Plastic



#### • Where does it come from?

It is a resin. It comes from crude oil, natural gas and charcoal.

#### • How much plastic is there in the world?

Nowadays, the production of plastic reaches 265 million tons.

#### • And when it's recycled?

Recycling companies make new products with recycling (packaging, bottles, pipes).

In the world we recycle 15% of all plastic.

Too little!

### An original polar bear

What can you do with torn  
plastic bags?

Make a polar bear!

There was one at London  
Zoo and it was 210  
centimetres high.



### High fashion

Designers are interested  
in paper. They use it as lace  
and cloth. The evening dress  
in the picture is an example  
of this fashion.

It's great, isn't it?

### Paper



#### • Where does it come from?

Paper comes from wood fibre. On average you need two tons of wood (that is 17 trees) to make a ton of paper.

#### • How much paper is there in the world?

The world produces more paper than plastic: 300 million tons every year.

#### • And when it's recycled?

Europe recycles 78% of paper. A recycled piece of A4 paper can become a magazine, a newspaper or a school book. At the end of its life it can become paper for packaging or toilet paper.



## Metal



### • Where does it come from?

You can find metal in rocks, but steel is a metal alloy made from iron and carbon.

### • How long does it last?

Metal is strong and it lasts a very long time. A can of soda can take 100 years to decompose.

### • And when it's recycled?

We recycle metal many times. We melt it and re-model it.

## An unusual penguin

An artist made this penguin with recycled metal – old bits of scrap metal, pans, bicycle brakes and other things. Metal is brilliant!



### 1. Complete the sentences.

- 1 You make plastic from .....
- 2 The percentage of plastic recycled in the world is .....
- 3 In the world there is ..... paper than plastic.
- 4 The percentage of paper recycled in Europe is .....
- 5 We can find metal in .....
- 6 We can recycle metal .....

### 2. In pairs. Look at "Recycle Art" on the Internet. Find an interesting work and tell your classmates about it. Give the following information.

- the name of the work
- who designed it
- when they made it
- what the work represents
- what recycled objects are in it
- where you can see this work

Bring in a photo of the work.



## infoUK

### Plastic houses

There are building companies in the UK that make houses from recycled plastic. They use thousands of recycled plastic water bottles. The houses are fireproof and waterproof and stronger than concrete. They put bricks on the outside of the plastic so that the houses look like normal houses.



### European prize winners


Members of the European Commission look at the quality of recycling in European countries. Austria shares the top place with the Netherlands. The UK is seventh in the classification of European countries.

### and in Italy?

Which place did the European commission give Italy? How can your country improve recycling? Do some research on the Internet.

## Schoolchildren are eco-citizens

*More and more schools are starting green projects on sustainable development. It's great when schoolchildren start their own projects and it's a guarantee for success. Here are some of their stories.*



### ■ Bill, year 9 from Liverpool

We chose the theme of "saving water." We had an exhibition about water and we also changed our habits regarding water. Because of the project, the school fitted self-closing taps and flow-control in the toilets.

### ■ Jane, year 8 from Newcastle

We organised different things in my school. I took part in a theatre workshop. It was about renewable energy.

The other students did various things showing how we can save energy. They installed software at school.

It turned all the school computers off when they were on stand by for a long period of time. The electricity bill went down 3%.



## info UK

### BREEAM UK

This is the UK environmental assessment method for sustainable buildings. Houses built in this way respect the environment and have good air quality, light and acoustics.

### Sustainable development week

Wales has a sustainable development week from 21<sup>st</sup> May to 27<sup>th</sup>. Schools make banners and schoolchildren choose themes like healthy eating and cycling.

There are events which include talks, walks, workshops and markets.

### and in Italy?

Are there sustainable development festivals in Italy? How do you promote it?



### 1. Answer the questions.

- 1 What kind of exhibition did Bill's school have?
- 2 What was the theatre workshop at Jane's school about?
- 3 What does the software in Jane's school do?
- 4 What did Milly's school do?
- 5 What are Mr Gregory's students involved in at school?
- 6 What does becoming eco-citizens mean for Mr Gregory?

## WHAT IS SUSTAINABLE DEVELOPMENT?

Sustainable development is when we continue to use resources to meet our needs, but we also preserve the environment. Sustainable energy can reduce poverty and develop the economy so that the world can live better now and in the future.



### ■ Milly, year 9 from Devon

We organised a forum about the environment and sustainable development. We, the students, organised every detail from A to Z. We watched documentaries and we put on a concert. It was great because we could say what we think and propose ideas. It was very clever.

### ■ Mr Gregory, Headmaster of Hughens College London

Students become very involved in these school projects on sustainable development. They want to do something now, so that the world can be a better place tomorrow. They are becoming eco-citizens. They are more responsible and open to the outside world.

*Now it's your turn*

## Eco-project

**Create an eco-project. Work in a small group. Look for ideas on the Internet. Plan your project and find your answers to these points.**

- 1 why this project is important: .....
- 2 what the objectives are: .....
- 3 who can participate in the project: .....
- 4 what it involves: .....
- 5 how long it will take: .....
- 6 what difficulties there may be: .....  
.....
- 7 what you need for the project: .....  
.....

**Present your projects to your teacher.**

# Beauty is a form of genius

from *The Picture of Dorian Gray* Oscar Wilde, 1891

## WARM UP

1 How important is beauty for you?

A Underline the expressions used to define beauty and the advantages given by beauty.

B "You have only a few years in which to live really, perfectly, and fully." Consider this sentence. What is beauty associated with?

C What remains when beauty has gone?

D Focus on the imperatives: what does Lord Henry encourage Dorian to do?

*Dorian Gray is an aristocratic man of extraordinary beauty. In the passage you are going to read Dorian is in a painter's study, sitting for his portrait. Basil, the painter, receives the visit of Lord Henry, a refined man from London high society. The three men have a long conversation about youth and beauty.*

5 **Y**ou have a wonderfully beautiful face, Mr Gray. Don't frown. You have. And beauty is a form of genius - is higher, indeed, than genius, as it needs no explanation. It is of the great facts of the world, like sunlight, or spring-time, or the reflection in dark waters of that silver shell we call the moon. It cannot be questioned. It has its divine right of sovereignty. It makes princes of those who have it. You smile? Ah! when you have lost it you won't smile... People say sometimes that beauty is only superficial. That may be so, but at least it is not so superficial as thought is. To me, beauty is the wonder of wonders. It is only shallow people who do not judge by appearances. The true mystery of the world is the visible, not the invisible... Yes, Mr Gray, the gods have been good to you. But what the gods give they quickly take away. You have only a few years in which to live really, perfectly, and fully.

10  
15 When your youth goes, your beauty will go with it, and then you will suddenly discover that there are no triumphs left for you, or have to content yourself with those mean triumphs that the memory of your past will make more bitter than defeats. Every month as it wanes brings you nearer to something dreadful. Time is jealous of you, and wars against your lilies and your roses. You will become sallow, and hollow-cheeked, and dull-eyed. You will suffer horribly...

20  
25 Ah! realise your youth while you have it. Don't squander the gold of your days, listening to the tedious, trying to improve the hopeless failure, or giving away your life to the ignorant, the common, and the vulgar. These are the sickly aims, the false ideals, of our age. Live! Live the wonderful life that is in you! Let nothing be lost upon you. Be always searching for new sensations. Be afraid of nothing...

(Chapter II)



## Glossary

**frown** to make an angry, unhappy, or confused expression, moving your eyebrows together

**sovereignty** complete freedom and power to govern

**shallow** not interested in or not showing any understanding of important or serious matters

**triumph** an important victory or success

**mean** poor

**defeat** failure to win or succeed

**wane** to become gradually less strong or less important

**dreadful** extremely unpleasant

**war** to be in active or vigorous conflict

**sallow** slightly yellow and unhealthy

**hollow (cheeks)** cheeks where the skin sinks inside

**dull** not bright or shiny

**squander** to carelessly waste money, time, opportunities, etc.

**sickly** unpleasant

**aim** something you hope to achieve




## Let's meet the author

**Oscar Wilde (1854-1900)**

Oscar Wilde was born in Dublin in 1854. He was a brilliant student first at Trinity College in Dublin, then at Oxford University. In London high society he soon became famous for his witty conversation, especially his amusing sayings. Between 1892 and 1895 his plays, such as *The Importance of Being Earnest*, *Lady Windermere's Fan*, and *An Ideal Husband* made him the most successful and popular writer in Britain.

When he was found guilty of having a sexual affair with a man, almost all his friends abandoned him, his plays and books were withdrawn and his possessions were sold to pay his creditors. He was imprisoned for two years. When he came out he was a broken man and spent the final years of his life in extreme poverty in France under a pseudonym. He died of meningitis in Paris in 1900.



## WHAT'S IT ALL ABOUT?

In *The Picture of Dorian Gray*, when Dorian looks at his own picture, he realises he is beautiful but also that his beauty will soon disappear. He wishes the portrait would grow old instead of him. His wish comes true. Dorian begins to live a sinful life. The portrait ages and becomes deformed, reflecting the effects of his sins on his soul. Dorian, however, remains youthful and beautiful.


**5 Read the quotes (1-3) from different parts of the book and match them to the main themes (a-c) of the novel listed below.**

- a the mortality of youth and beauty
- b appearance
- c life as a work of art


1 "If it were only the other way! If it were I who was always young, and the picture that was to grow old!"

2 "The moral life of man forms part of the subject matter of the artist, but the morality of art consists in the perfect use of an imperfect medium."

3 "The wonderful beauty that had so fascinated Basil Hallward, and many others besides him, seemed never to leave him. Even those who had heard the most evil things against him could not believe anything to his dishonour when they saw him. He had always the look of one who had kept himself unspotted from the world."



## DIGGING INTO THE TEXT

**2**  **2.139** Read and listen to the text. Answer the questions next to each paragraph.

**3** Lord Henry's speech contains words and phrases which refer to youth, beauty and old age. What images do they express?

**4 PERSONAL RESPONSE** Lord Henry's ideas about beauty reflect certain aspects of our society:

- lots of people are still afraid of losing their youth and beauty;
- there are people who value beauty and youth above talent or achievement.

Look for news stories or images and messages in advertising which support this idea. What do you think about it?



**Wilde's tomb**

Oscar Wilde's tomb is at Père Lachaise Cemetery in Paris where you can also find the tombs of Molière, Marcel Proust, Edith Piaf, Jim Morrison and many others. In the 1990s, graffiti began to appear on Wilde's tomb. Some fans then started a tradition of kissing his grave with red lipstick. In November 2011, Wilde's grave was cleaned and a glass barrier was built all around the tomb. However, that didn't completely stop Wilde's fans, who still leave kisses, messages, and flowers for him on the glass.

**A fashionable dandy**

Oscar Wilde was eccentric from an early age and soon became a fashionable "dandy". In the dictionary a dandy is defined as "a man who spends a lot of time and money on his clothes and appearance". At a time when men only wore black or grey he put on colourful clothes, grew his hair long and wore a flower in his buttonhole. Among his most famous aphorisms we can read: "Fashion is a form of ugliness so intolerable that we have to alter it every six months." Dandyism can still be found in today's fashion world.

**6** On Wilde's tomb you can read his own words from the *Ballad of Reading Gaol*, a poem he wrote in 1898 after coming out of prison.

And alien tears will fill for him  
Pity's long-broken urn,  
For his mourners will be outcast men,  
And outcasts always mourn.

Look up the meaning of the words you don't know. Who do the words "alien" and "outcast" refer to? You can choose more than one option:

- a relatives
- b dear friends
- c people he didn't know
- d people who are not accepted by society

**▶ THE CHARACTERS' GALLERY**

**7** Complete the descriptions of the main characters with the words below.

- corrupt • commits • friend • actress • attractive • painter • eternal

**▶ Dorian Gray**

An <sup>1</sup>..... but dissipated young man. His portrait ages and decays as its subject becomes increasingly <sup>2</sup>.....

**▶ Basil Hallward**

A <sup>3</sup>..... who creates the portrait of Dorian Gray; Dorian murders him after showing him the secret of the painting.

**▶ Lord Henry Wotton**

A <sup>4</sup>..... of Basil who is the first to see the portrait; he first puts into Dorian's mind the desire for <sup>5</sup>..... youth, and is the major agent of corruption in his life.

**▶ Sybil Vane**

A seventeen-year-old <sup>6</sup>..... with whom Dorian falls in love, and she with him; Dorian rejects her when she loses her acting skill, and she <sup>7</sup>..... suicide.



## ▶ THE BOOK AND ITS TIME

Oscar Wilde was one of the leading exponents of the 'aesthetic' movement which believed in 'art for art's sake' and rejected the strict morality of Victorian society.

Aestheticism argued that the sole purpose of art was beauty. Wilde thought that something beautiful didn't have to serve a larger purpose. It didn't have to be moral or educational or take a political stance.

## ▶ THE LANGUAGE OF BOOKS

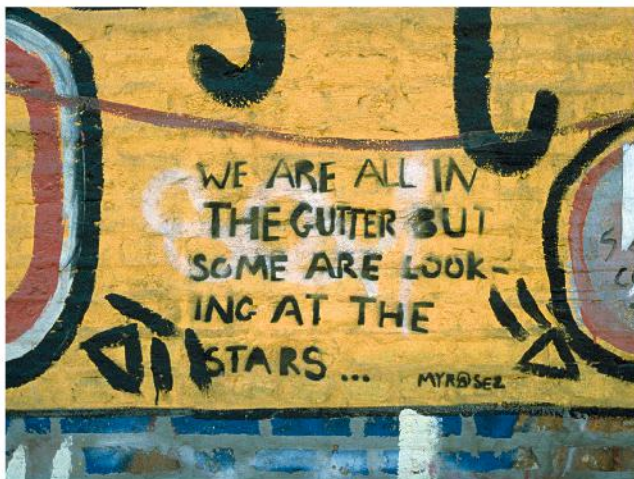
**8** Wilde's elegant aphorisms \* are still very popular. Match the first part of each aphorism (1-5) to its continuation (a-e).

- 1 "Examinations consist of the foolish..."
- 2 "I can resist everything..."
- 3 "It is better to be beautiful than to be good..."
- 4 "Never trust a woman who tells you her real age; ..."
- 5 "The only possible form of exercise..."

- a  is to talk, not to walk."
- b  a woman who tells you that would tell you anything."
- c  asking questions the wise cannot answer."
- d  - it is better to be good than to be ugly."
- e  except temptation."

\* **Aphorism** A short phrase that contains a wise idea.

**9** Use the aphorism that you like the best to make a poster that illustrates its meaning.



## Filmophilia

Oscar Wilde is as significant a figure today as he ever was. His plays are being performed all over the world. *The Picture of Dorian Gray* was adapted into five silent films. Between 1945 and 2009, there have been eight sound film adaptations.



### Dorian Gray

UK 2009

Directed by Oliver Parker

*The Picture of Dorian Gray* was adapted into film for the 13th time in 2009. This version stars Ben Barnes as beautiful youth Dorian Gray and Colin Firth as aesthete Lord Henry Wotton.



**10** Surf the Net for the trailer of the 2009 film *Dorian Gray* and complete the phrases below.

- His <sup>1</sup> ..... unforgettable  
 His <sup>2</sup> ..... unthinkable  
 His <sup>3</sup> ..... unimaginable  
 Forever <sup>4</sup> .....  
 Forever <sup>5</sup> .....  
 Forever <sup>6</sup> .....